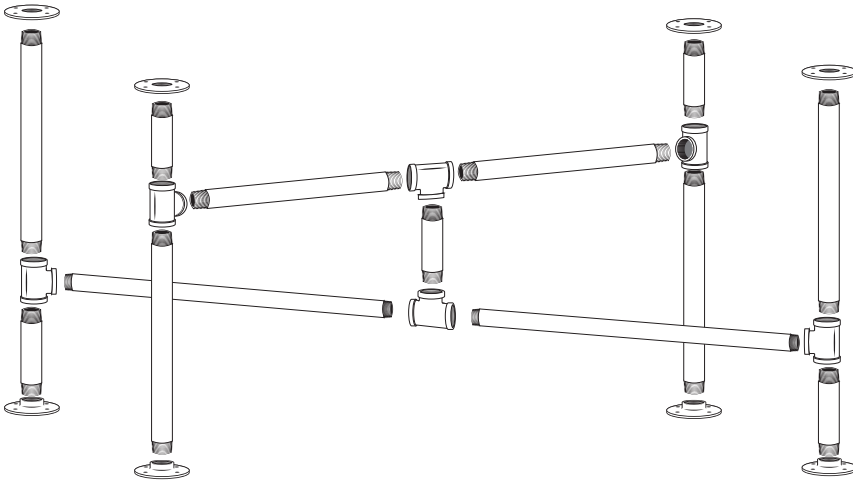
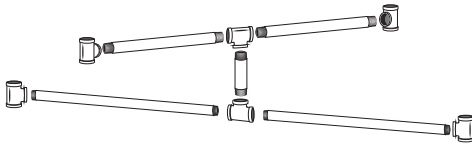


THANK YOU SO MUCH FOR PURCHASING OUR PRODUCT. IF YOU HAVE ANY TROUBLE PUTTING YOUR KIT TOGETHER OR MISSING PIECES PLEASE CONTACT US.

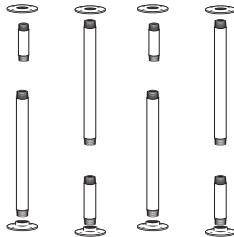


This kit is made of industrial grade authentic pipe. It is coated in oil post production to prevent rust. The kit should be cleaned and sealed to prevent rusting. See Clean and Seal sheet for more information on cleaning and sealing your pipe kit.

1. Assemble center with 4 X 18" PIPE(F), 2 X TEES(E), 1 X 4.5" PIPE, and 4 X R-TEES(3/4) as shown below. Hand tighten everything as much as possible in your desired shape.



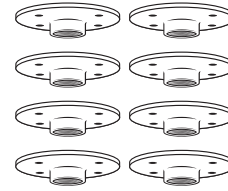
2. Connect 1 X 10" PIPE, 1 X 4" PIPE, and 2 X FLANGES to finish a leg. Repeat with other legs.



3. Loosen or tighten flanges to level table, and screw into table top.

Flanges may scratch floor and pads are recommended.


A - 8 X FLANGES



F - 4 X 18" PIPE



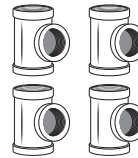
B - 4 X 4" PIPE(3/4")



G - 4.5" PIPE




C - 4 X R-TEES(3/4)



H - 16 X 3/4" SCREWS



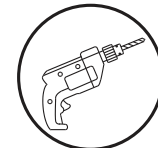
D - 4 X 10" PIPE(3/4")



E - 2 X TEES



RECOMMENDED TOOLS



RECOMMENDED FOR ATTACHING LEGS TO TABLE TOP