


ASSEMBLY INSTRUCTIONS


ITEM CODE : IN 4110

ITEM DESCRIPTION : MEDIA UNIT




1

Reverse the Media unit top & place the leg as shown & align the leg to match the apron.




Place the bolt & washer in the cut out & tighten it with allen key provided as in Fig1.

2



3

Fix the other leg set in the similar way



4

Reverse the Media unit straight. Now your Media unit is ready for use.

