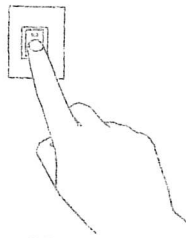


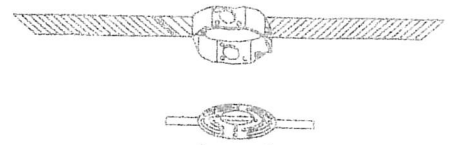
# Installation Instruction

1



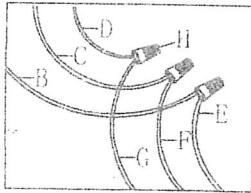
turn off the power.

2



install mounting bracket

3

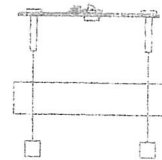


Wire connection

B-Black wire(L) from junction box  
 C-White wire(N) from junction box  
 D-Green wire or bare copper from junction box  
 B-Black wire(L) from fixture  
 F-White wire(N) from fixture  
 D-Green wire or bare copper from fixture  
 H-wire connector x 3

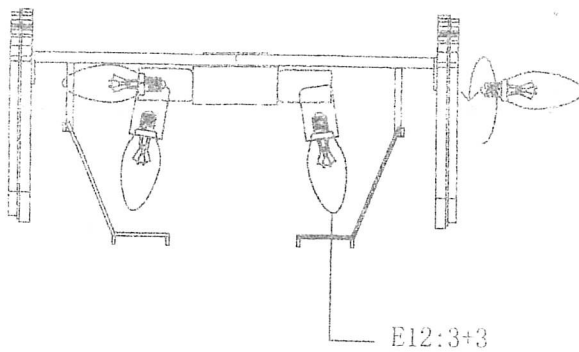
Connect wires

4



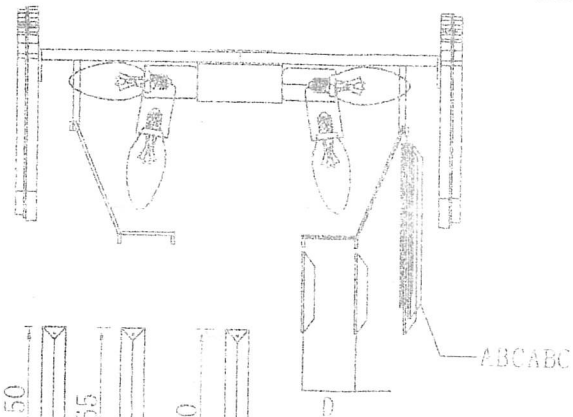
rise and install canopy to Mounting bracket

5



E12:3+3

6



76  
 D: 43PCS  
 50  
 165  
 180  
 A: 13PCS  
 B: 13PCS  
 C: 13PCS

