



AGArangeusa.com

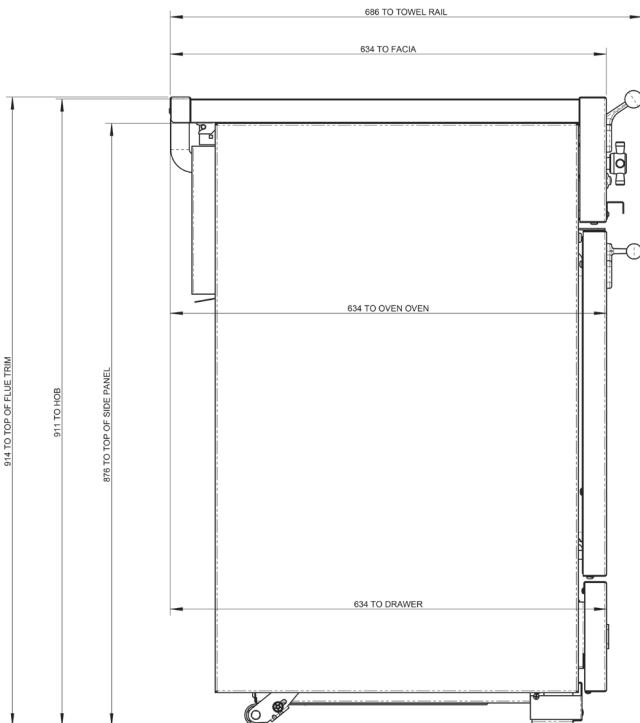

# 36" ELISE INDUCTION RANGE

MODEL: AEL361IN



In the re-imagining of the classic Elise design, AGA took its cues from the modern farmhouse movement itself. Rustic yet refined, the Elise blends old and new in masterful ways, both fresh and timeless, with just a hint of the exquisite.

Complimented by stunning new cruciform knobs with knurling, shipped standard in Brushed Nickel, but also available as after-market options in four additional versatile hardware finishes (Polished Chrome, Polished Brass, Polished Copper, Brushed Brass and Black Anodized Aluminum), the re-imagined AGA Elise confidently steps into the spotlight along side its classic AGA siblings.



## SPECIFICATIONS

- Product Dimensions: 35 1/2" W x 27" D x 36 7/8" H
- Shipping weight (lbs): 403 lbs (includes range, crate & pallet)


## WARRANTY

- 2 Year Warranty on parts and labor with exception of cosmetic damage

## FINISHES

**NOTE:** Colors not in stock could have a 4-12 week lead time (check for availability). Ranges manufactured using Soho colors are only available with stainless steel fascia.

### CLASSIC COLOR COLLECTION



### SOHO COLOR COLLECTION



### NEW! ANTIQUE BRASS HANDLE STANCHION & ANTIQUE BRASS KNOB OPTION

The AGA Elise can now be further customized with stately Antique Brass Handle Stanchions and Antique Brass Knobs that highlight the refined elegance of the range. *Note: Antique Brass Handle Stanchion and Knobs option must be specified at time of ordering.*



# 36" ELISE INDUCTION RANGE

## General Properties

Total Oven Capacity	4.5 cu. ft.
Usable Oven Space	28" W x 14" D x 14 1/2" H
Cooking Mode	Multi-function Oven with 7 Cooking Modes
Cleaning Type	EasyClean™ Enamel
Controls	Knobs on fascia
Sealed Burners	Yes

## Cooktop Performance

Cooktop Dimensions	35 1/2" W x 21 3/5" D
Number of Burners	5
Power of Left Front Burner	Boost: 2.2kW, Maximum Non Boost 1.4kW
Power of Back Left Burner BTU	Boost: 3.0kW, Maximum Non Boost 1.85kW
Power of Center Burner BTU	Boost: 3.7kW, Maximum Non Boost 2.3kW
Power of Front Right Burner BTU	Boost: 3.0kW, Maximum Non Boost 1.85kW
Power of Back Right Burner BTU	Boost: 3.0kW, Maximum Non Boost 1.85kW

## Electrical Details

Circuit Breaker (A)	45 A* (15.1kW)
Volts (V)	240V
Frequency (Hz)	60Hz
Plug Type	4-prong NEMA 14-50P
Power Cord Length	50"
Energy Source	Electric Oven and Electric Hotplate

## Dimensions & Weights

Appliance Dimensions	35 1/2" W x 27 5/8" D x 36" H
Depth with Door Open	44 5/16"
Weight	319 lbs
Shipping Weight	403 lbs
Package Dimensions	49 1/4" W x 31" D x 46 1/2" H

## Accessories Included

2 x Telescopic rack with runners 1 pastry tray	Toe kick Anti-tip device Handrail
---	---

## OVEN FEATURES

- Multifunction oven with 7 settings including true European dual-convection cooking, fan-assisted baking, browning, thaw & serve, convection broiling, warming and conventional cooking
  - Large 4.5 cu. ft. oven
  - Two robust telescopic glide-out racks
  - Dual broiler system
- Includes cookware accessories
  - One Pastry Tray

## COOKTOP FEATURES

- Ceramic glass surface cooktop with five induction burners and integrated capacitive touch controls efficiently utilizes, transfers, and captures 90% of energy generated, as compared to only 55% with that of a traditional gas burner.
- Stunning new cruciform knobs with knurling, available in a selection of versatile hardware finishes
- Convenient storage drawer stores cookware and even oven racks

\* Load demand diversity calculation according to NFPA 70 article 220.

Note: The maximum input at any time is given as both ovens fanned and broiler, plus cooling fan.



AGArangeusa.com

# 36" ELISE INDUCTION RANGE

## Installation Clearance Dimensions

A - Gap between side of appliance and adjacent vertical surface ABOVE cooktop level	1 3/16"
B - Gap between side of appliance and adjacent vertical surface BELOW cooktop level	3/16" (U.S.) 1/2" (Canada)
C - Gap between cooktop level and any horizontal combustible surface	31 1/2"
D - Maximum depth of cabinets installed above the top surface cooking sections	13"
E - Minimum distance between horizontal surfaces less than dimension C	35 1/2" (U.S.) 36 3/8" (Canada)
F - Minimum distance between horizontal cabinets and worktop surfaces adjacent to range	16 5/32"

