
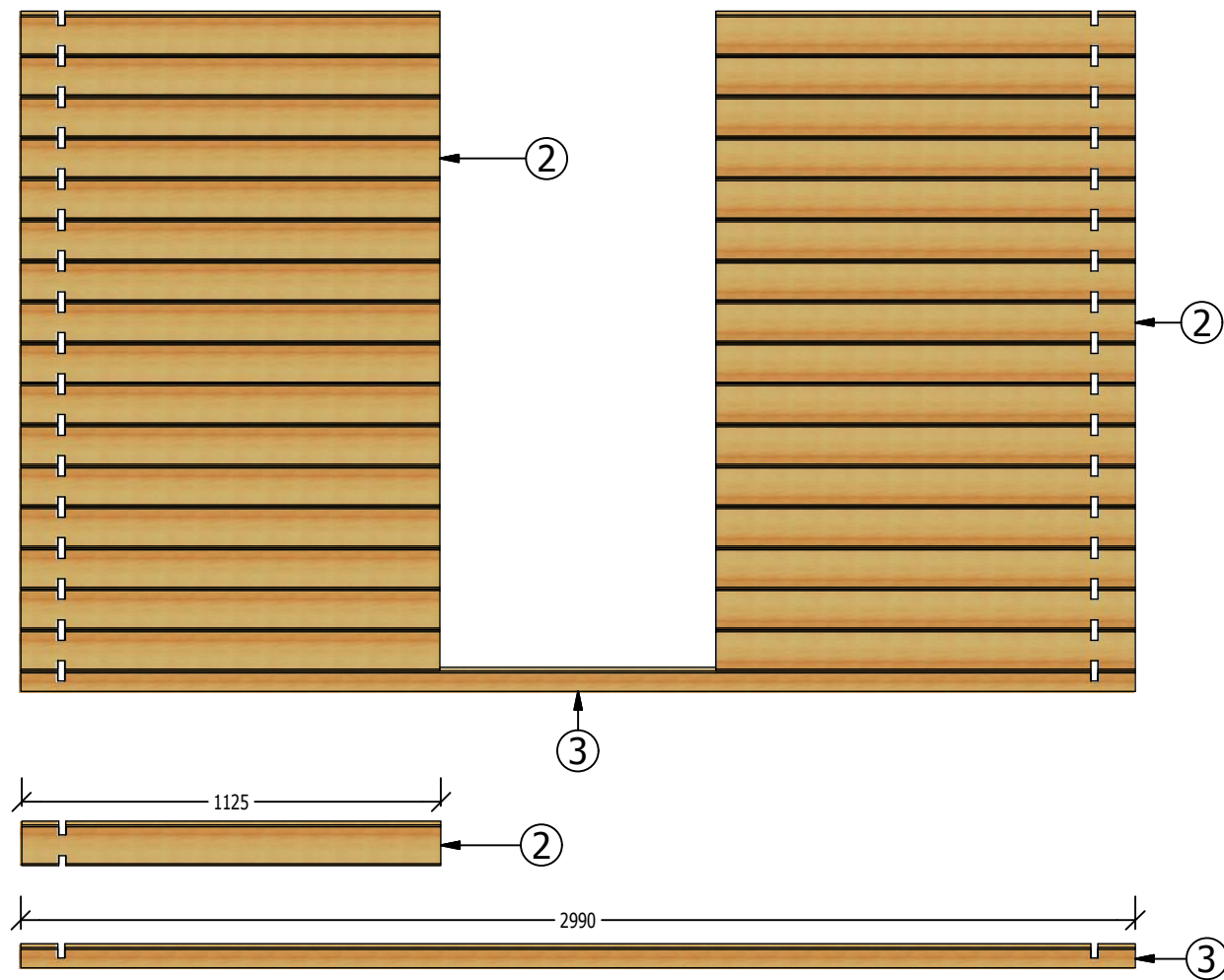


REV	DESCRIPTION	BY	DATE	CHECKED	DATE
A	FIRST ISSUE	N.F.	19/09/14		

REVISION HISTORY

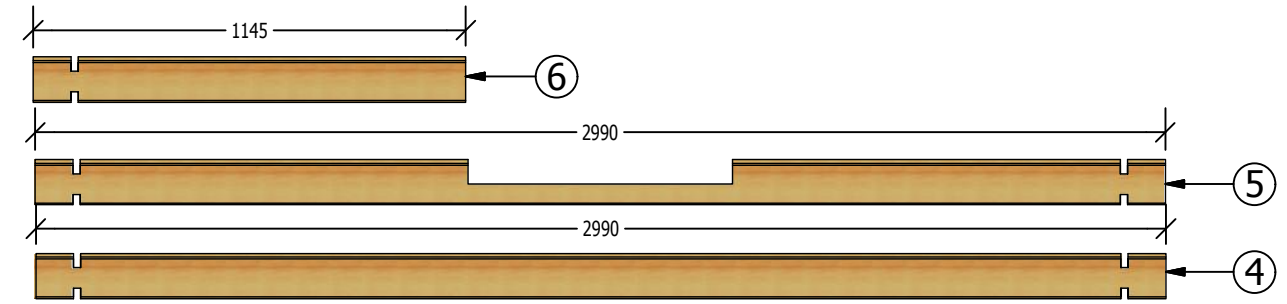
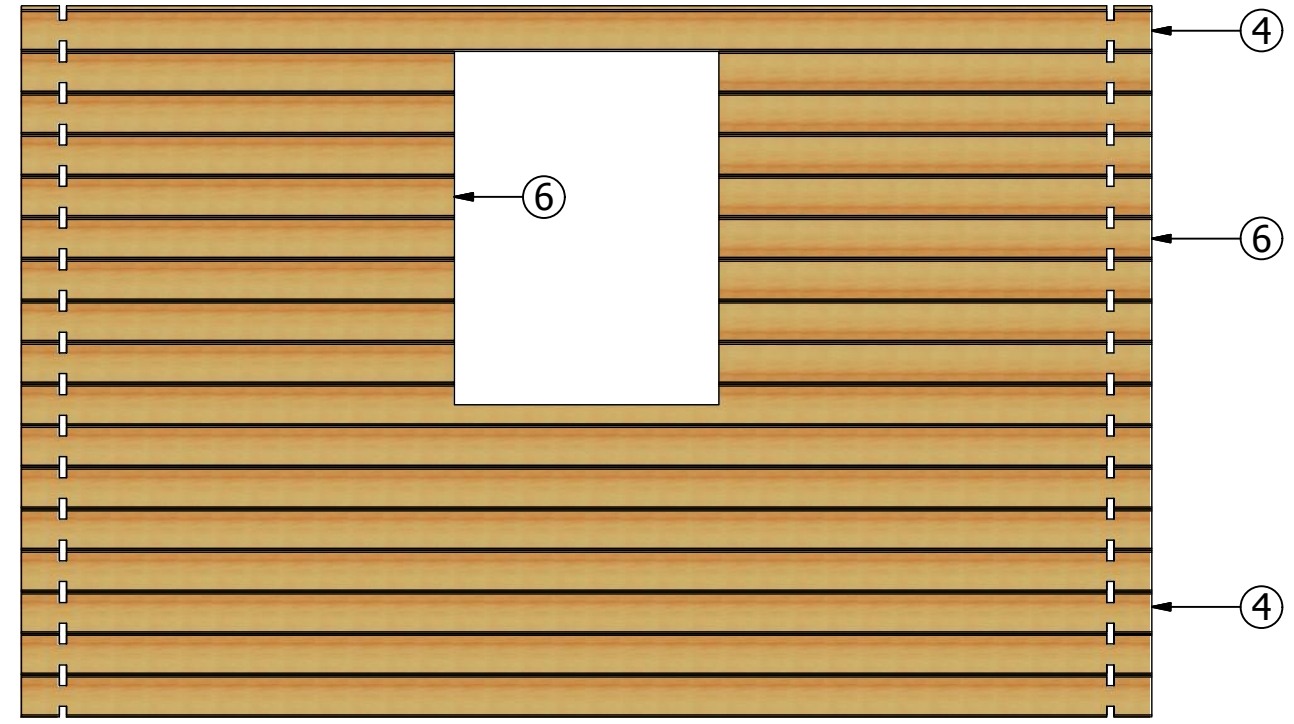

General Notes:

- This drawing and any information or descriptive matter set hereon is the confidential property of Shire, and must not be disclosed, loaned, copied or used for manufacturing, tendering or any other purpose without the prior consent in writing of Shire.
- Do not scale from this drawing, work to figured dimensions only.
- All dimensions are in millimeters



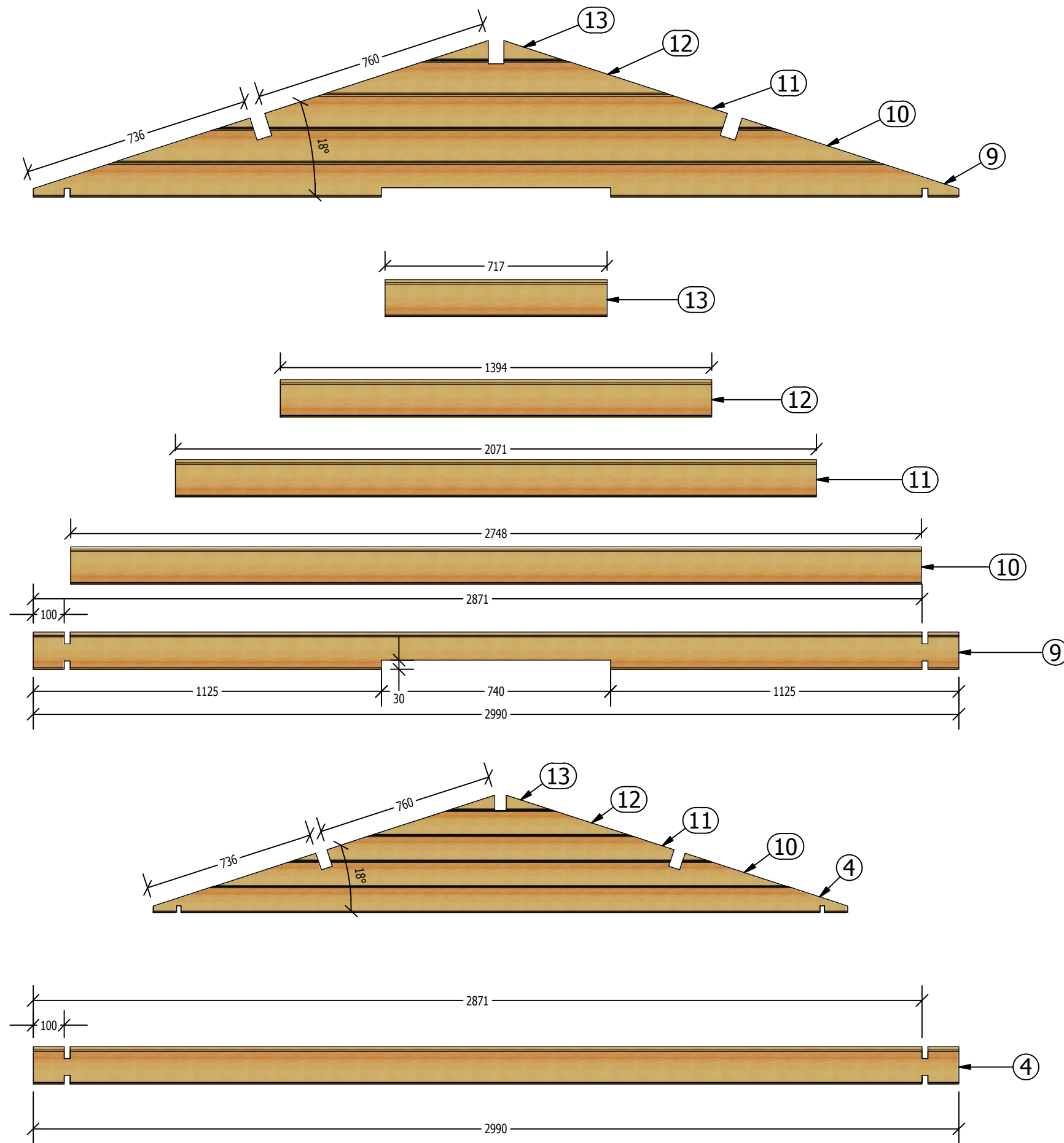
PARTS LIST		
ITEM	QTY	DESCRIPTION
2	32	1125 mm - V -100 mm
3	2	2390 mm - V -100 mm - 2271 mm - V
4	42	2990 mm - V -100 mm - 2871 mm - V
43	1	SHUTTERED W4S WINDOW

A	FIRST ISSUE	N.F.	19/09/14		
REV	Description	By	Date	Checked	Date
REVISION HISTORY					
General Notes:					
<ul style="list-style-type: none"> This drawing and any information or descriptive matter set hereon is the confidential property of Shire, and must not be disclosed, loaned, copied or used for manufacturing, tendering or any other purpose without the prior consent in writing of Shire. Do not scale from this drawing, work to figured dimensions only. <ul style="list-style-type: none"> All dimensions are in millimeters 					



PARTS LIST		
ITEM	QTY	DESCRIPTION
4	42	2990 mm - V -100 mm - 2871 mm - V
5	1	2990 mm - V -100 mm - 2871 mm - V
6	16	1145 mm - V -100 mm
43	1	SHUTTERED W4S WINDOW

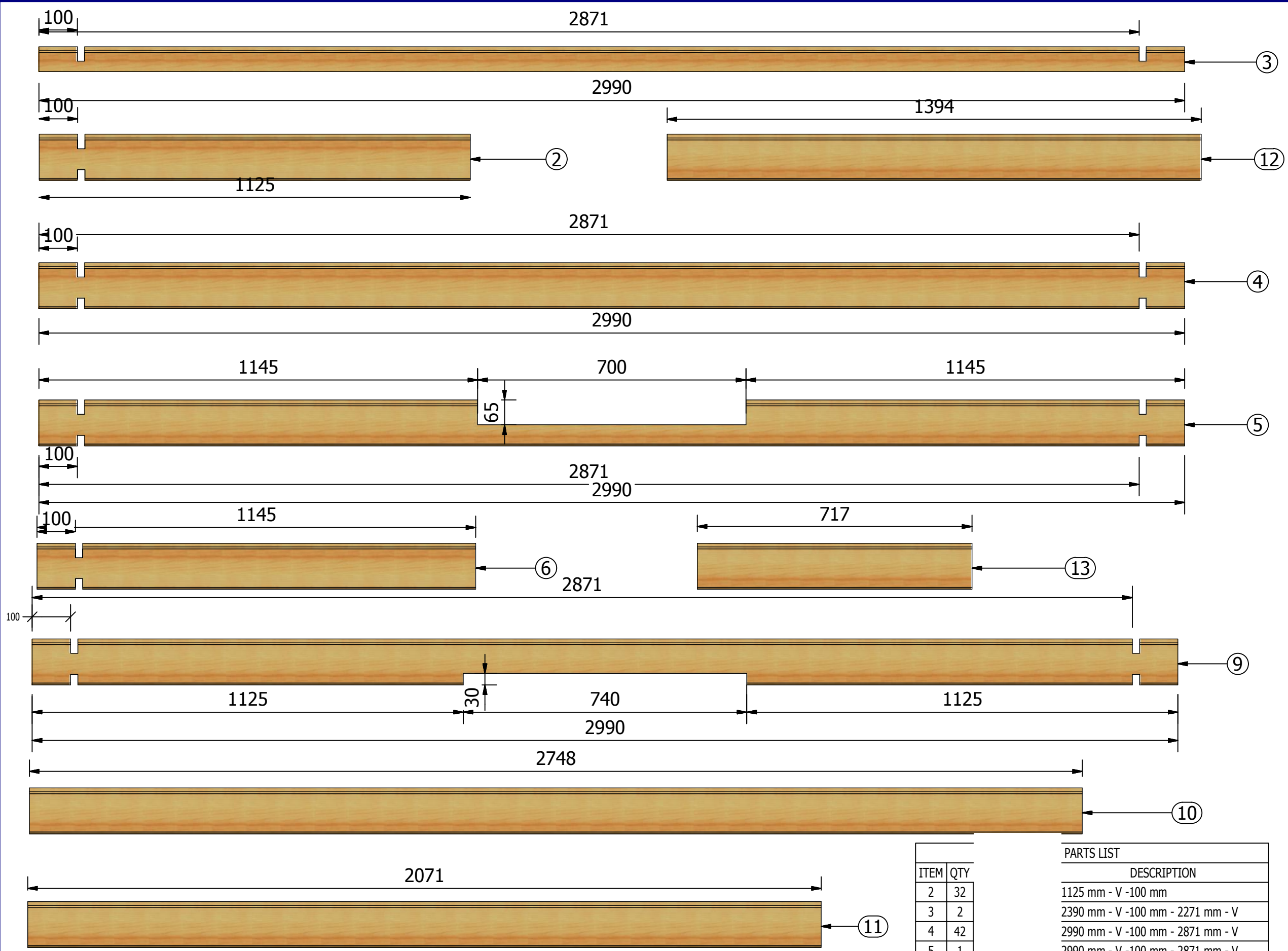
A	FIRST ISSUE	N.F.	19/09/14		
REV	Description	By	Date	Checked	Date
REVISION HISTORY					
General Notes:					
<ul style="list-style-type: none"> This drawing and any information or descriptive matter set hereon is the confidential property of Shire, and must not be disclosed, loaned, copied or used for manufacturing, tendering or any other purpose without the prior consent in writing of Shire. Do not scale from this drawing, work to figured dimensions only. <ul style="list-style-type: none"> All dimensions are in millimeters 					



PARTS LIST		
ITEM	QTY	DESCRIPTION
4	42	2990 mm - V -100 mm - 2871 mm - V
9	1	2990 mm - V -100 mm - 2871 mm - V
10	2	2748 mm
11	2	2071 mm
12	2	1394 mm
13	2	717 mm
43	1	SHUTTERED W4S WINDOW

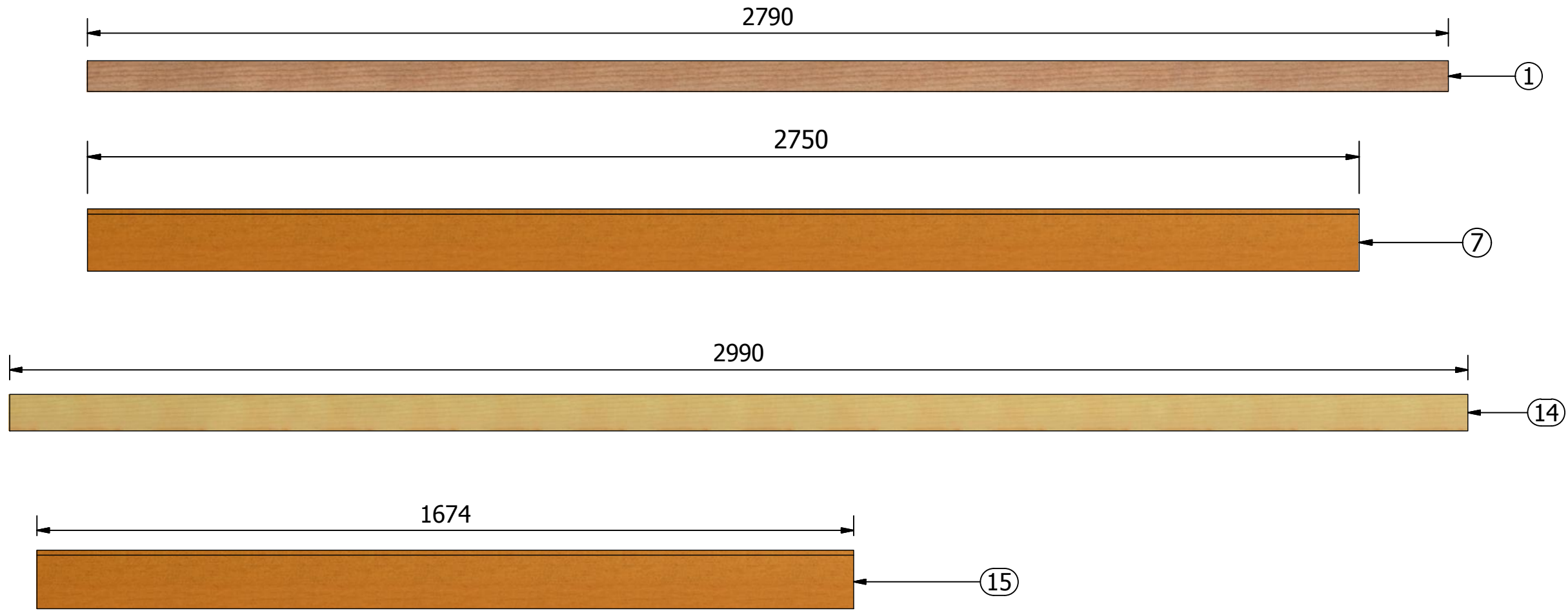
A	FIRST ISSUE	N.F.	19/09/14		
REV	Description	By	Date	Checked	Date
REVISION HISTORY					
General Notes:					
<ul style="list-style-type: none"> This drawing and any information or descriptive matter set hereon is the confidential property of Shire, and must not be disclosed, loaned, copied or used for manufacturing, tendering or any other purpose without the prior consent in writing of Shire. Do not scale from this drawing, work to figured dimensions only. All dimensions are in millimeters 					

3x2 ROOF BEARERS



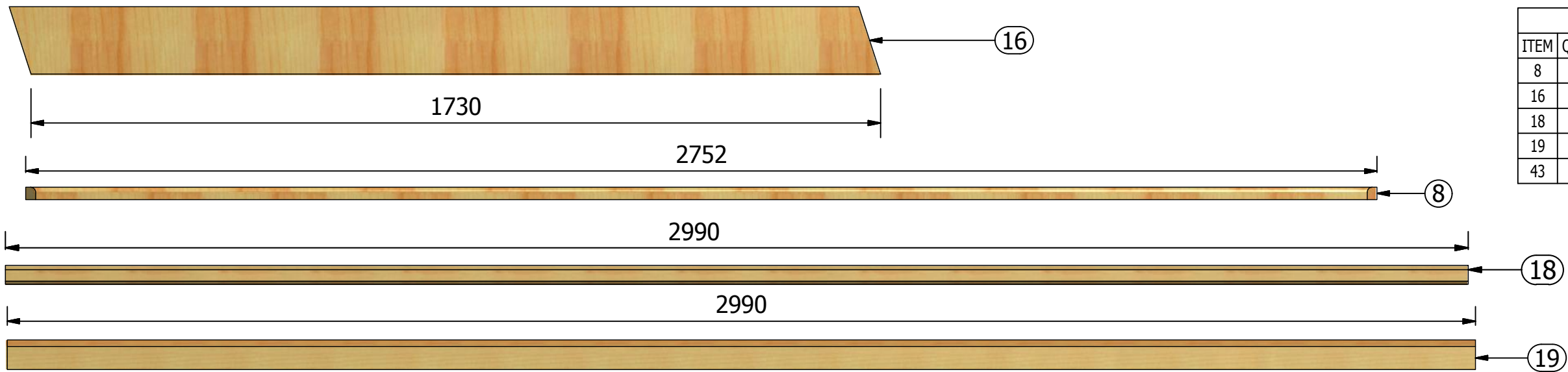
A	FIRST ISSUE	N.F.	19/09/14		
REV	Description	By	Date	Checked	Date
REVISION HISTORY					
General Notes:					
<ul style="list-style-type: none"> This drawing and any information or descriptive matter set hereon is the confidential property of Shire, and must not be disclosed, loaned, copied or used for manufacturing, tendering or any other purpose without the prior consent in writing of Shire. Do not scale from this drawing, work to figured dimensions only. All dimensions are in millimeters 					

ITEM		QTY	DESCRIPTION
2	32		1125 mm - V -100 mm
3	2		2390 mm - V -100 mm - 2271 mm - V
4	42		2990 mm - V -100 mm - 2871 mm - V
5	1		2990 mm - V -100 mm - 2871 mm - V
6	16		1145 mm - V -100 mm
9	1		2990 mm - V -100 mm - 2871 mm - V
10	2		2748 mm
11	2		2071 mm
12	2		1394 mm
13	2		717 mm
43	1		SHUTTERED W4S WINDOW



PARTS LIST		
ITEM	QTY	DESCRIPTION
1	8	FLOOR BEARER
7	25	FLOOR BOARD
14	3	ROOF BEARER
15	56	ROOF BOARD
43	1	SHUTTERED W4S WINDOW

A	FIRST ISSUE	N.F.	19/09/14		
REV	Description	By	Date	Checked	Date
REVISION HISTORY					
General Notes:					
<ul style="list-style-type: none"> This drawing and any information or descriptive matter set hereon is the confidential property of Shire, and must not be disclosed, loaned, copied or used for manufacturing, tendering or any other purpose without the prior consent in writing of Shire. Do not scale from this drawing, work to figured dimensions only. <ul style="list-style-type: none"> All dimensions are in millimeters 					



ITEM	QTY
8	4
16	4
18	2
19	2
43	1

PARTS LIST	
DESCRIPTION	
8	25 x 20 Bull Nose Skirting Board
16	25 x 35 Angled Eaves Trim
18	
19	
43	SHUTTERED W4S WINDOW

155	160	0	130	0	60	0	0	480	60	390	36	250	0		
25 screw latch casement	25 SCREW HINGE	25 SCREW w/d d door	40 screw	40 screw tiles fascia only	50 screw	60 screw	80 screw	75 nail EXTRA IF JOIN BEARERS	75 nail	40 NAIL	25 oval	40 OVAL	panel pin	Felt nails 13mm	FELT NAIL 15mm tiles

10x10 CAMELOT

R6 Note all 28mm now all kit windows with no hinges or bolts fitted EXCEPT SHUTTERS

PAD BOLTS	1	AGENTS 28mm buildings
continuous hinge	1	
straight bolts	2	<i>not in nailbag</i>
NIGHT VENT FASTENER	1	not in nailbag
HINGES	4	BLACK FELT : 2x10m
NIGHT VENT FASTENER	1	

DOOR + WINDOW HINGES HARDWARE

A	FIRST ISSUE	N.F.	19/09/14		
REV	Description	By	Date	Checked	Date
REVISION HISTORY					
General Notes:					
<ul style="list-style-type: none"> This drawing and any information or descriptive matter set hereon is the confidential property of Shire, and must not be disclosed, loaned, copied or used for manufacturing, tendering or any other purpose without the prior consent in writing of Shire. Do not scale from this drawing, work to figured dimensions only. All dimensions are in millimeters 					

PARTS LIST				
ITEM	QTY	DESCRIPTION	PACKED BY	MISSING
1	8	FLOOR BEARER		
2	32	1125 mm - V -100 mm		
3	2	2390 mm - V -100 mm - 2271 mm - V		
4	42	2990 mm - V -100 mm - 2871 mm - V		
5	1	2990 mm - V -100 mm - 2871 mm - V		
6	16	1145 mm - V -100 mm		
7	25	FLOOR BOARD		
8	4	25 x 20 Bull Nose Skirting Board		
9	1	2990 mm - V -100 mm - 2871 mm - V		
10	2	2748 mm		
11	2	2071 mm		
12	2	1394 mm		
13	2	717 mm		
14	3	ROOF BEARER		
15	56	ROOF BOARD		
16	4			
17	2			
18	2	25 x 35 Angled Eaves Trim		
19	2			
20	2	25.0 mm x 20.0 mm x 676.0 mm		
21	2	25.0 mm x 20.0 mm x 1740.0 mm		
22	2	70.0 mm x 20.0 mm x 838.0 mm		
23	4	70.0 mm x 20.0 mm x 1690.0 mm		
24	2	90.0 mm x 20.0 mm x 838.0 mm		
29	1	838.000 mm		
39	8			
40	8			
41	4	W273 mm x H358 mm		
42	1			
43	1	SHUTTERED W4S WINDOW		

	155		160	0	130	0	60	0	0	400	60	390	36	250	0
25 screw latch casement	25 SCREW HINGE	25 SCREW w6d d door	40 screw	40 screw tiles fascia only	50 screw	60 screw	80 screw	75 nail EXTRA IF JOIN BEARERS	75 nail	40 NAIL	25 oval	40 OVAL	panel pin	Felt nails 13mm	FELT NAIL 15mm tiles

10x10 CAMELOT

R6 Note all 28mm now all kit windows with no hinges or bolts fitted **EXCEPT SHUTTERS**

PAD BOLTS	1	AGENTS 28mm buildings
continuous hinge	1	
straight bolts	2	not in nailbag
NIGHT VENT FASTENER	1	not in nailbag
HINGES	4	BLACK FELT : 2x10m
NIGHT VENT FASTENER	1	

DOOR + WINDOW HINGES HARDWARE

A	FIRST ISSUE	N.F.	19/09/14		
REV	Description	By	Date	Checked	Date
REVISION HISTORY					
General Notes:					
<ul style="list-style-type: none"> This drawing and any information or descriptive matter set hereon is the confidential property of Shire, and must not be disclosed, loaned, copied or used for manufacturing, tendering or any other purpose without the prior consent in writing of Shire. Do not scale from this drawing, work to figured dimensions only. <ul style="list-style-type: none"> All dimensions are in millimeters 					