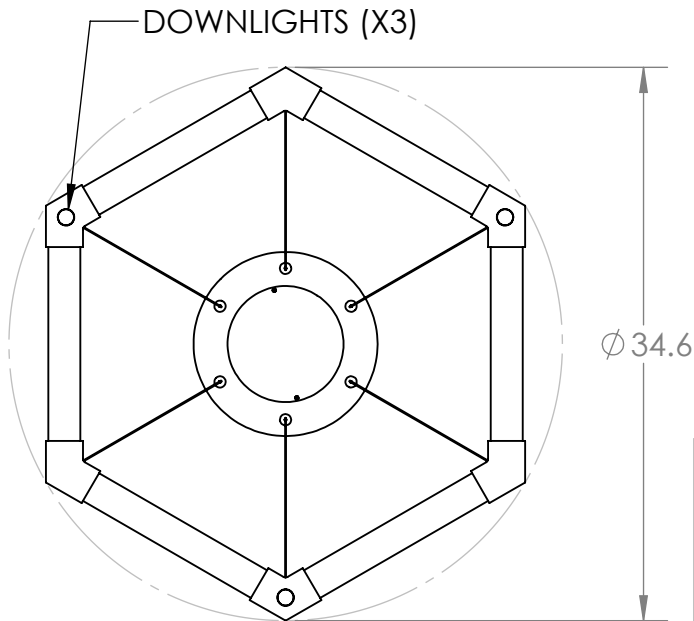
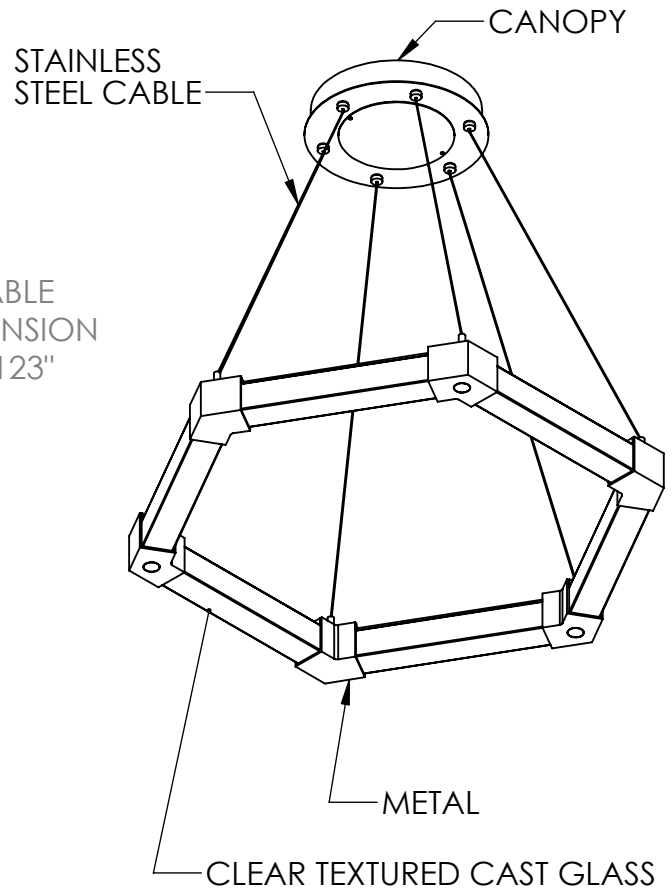
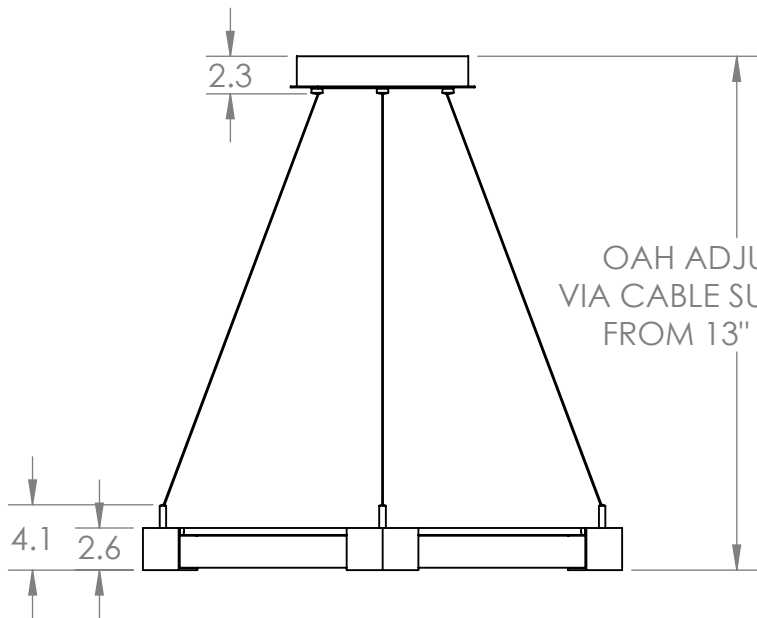


Collection: AXIS

Product #: CHB0060-35



QTY: 6 - CLEAR TEXTURED CAST GLASS



All dimensions are shown in inches unless otherwise stated.
Visit hammertonsstudio.com for product options.

1/6/2020 ©

Mounting Packet: Z	Weight(lbs.): 48	Electrical Type: LED	CCT: 2700 K	Canopy Mounting Detail
UL Location: DRY		Elec. Qty: 15	Wattage: 48	Voltage: 120
Finish: SEE WEB SITE FOR OPTIONS		Source Lumens: Ambient: 2160	Down: 1020	
Top Diffuser: N/A		Dimmable: Forward/Reverse Phase To 1%		
Bottom Diffuser: FROSTED ACRYLIC		CRI: 93+	Power Factor: >0.9	
All fixtures created by Hammerton are handcrafted by artisans. Dimensions may vary up to 7/8".				
© Copyright 2020. All rights in design, detail or invention of this drawing are reserved as the property of Hammerton. Any imitation or adaptation without written consent is strictly prohibited.				
Hammerton Inc. 217 Wright Brothers Dr. Salt Lake City, UT 84116 (801)973-8095				<p>Ø 11.5</p> <p>Ø 5.5</p> <p>MOUNTS TO BUILDING STRUCTURE</p>