



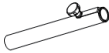






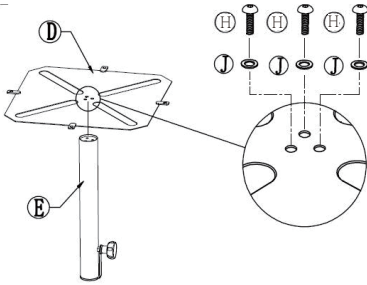
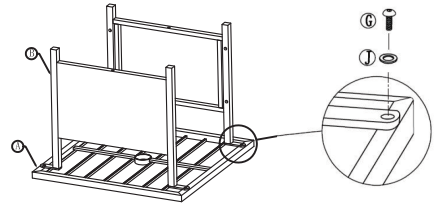
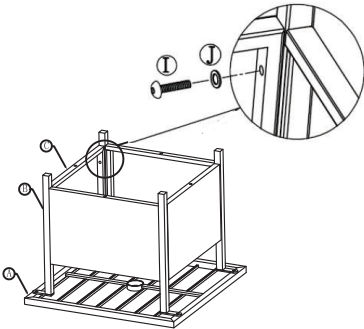
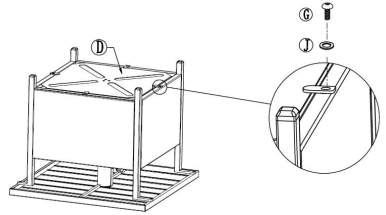
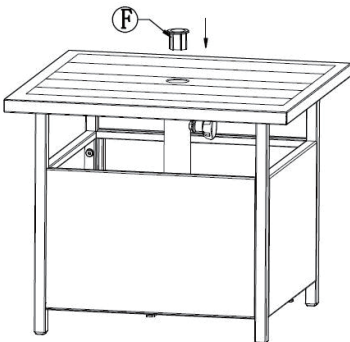


USER'S MANUAL

Umbrella Stand Table

PARTS AND HARDWARE LIST

PART/TEIL	FIGURE	DESCRIPTION	QTY/MENGE
A		TABLE TOP/TISCHPLATTE	1
B		TABLE LEG	2
C		SIDE PANEL	2
D		BOTTOM PANEL	1
E		UMBRELLA BASE POLE	1
F		PLASTIC UMBRELLA RING	1
G		M6*15BOLT	8
H		M6*20 BOLT	3
I		M6*28 BOLT	8
J		WASHER	19
K		ALLEN WRENCH	1

1**2****3****4****5****6**