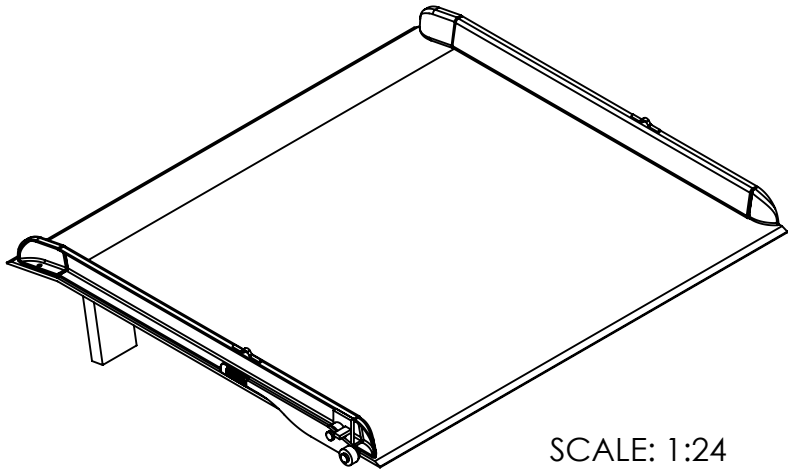
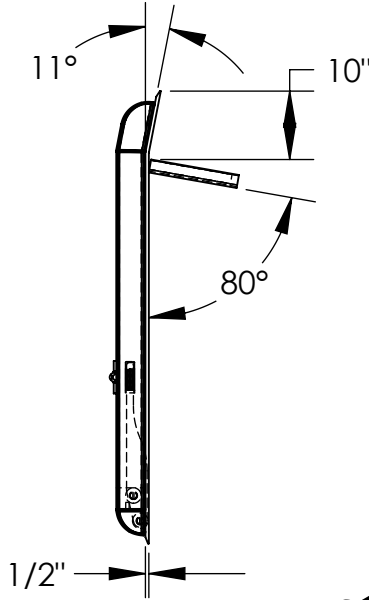
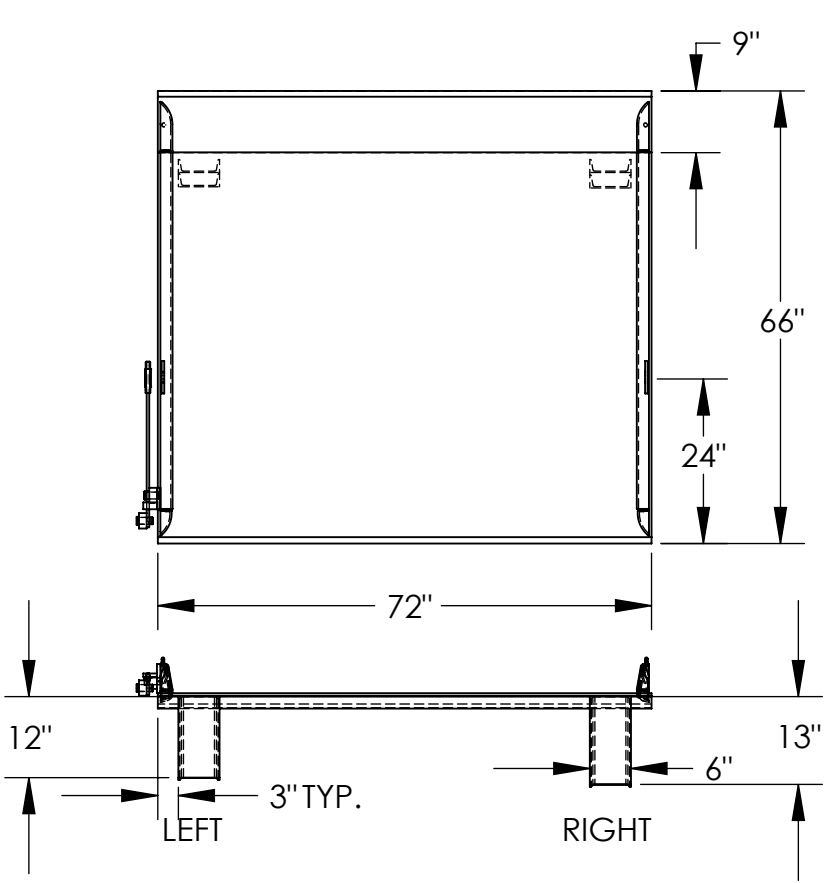


STEEL TRUCK DOCKBOARD - TS-25-7266

APPROX WEIGHT: 747.80 lbs.
DOES NOT INCLUDE WEIGHT OF POWER OR PACKAGING!!!

*** ANY ADDITIONS, DELETIONS, OR OMISSIONS MUST BE CORRECTED ON THIS DRAWING AS THIS DRAWING WILL BE CONSIDERED ALL INCLUSIVE ***
ALL GRAPHICS PROVIDED ARE FOR REFERENCE ONLY. IF CERTAIN DIMENSIONS ARE CRITICAL PLEASE VERIFY THOSE DIMENSIONS WITH YOUR SALESPERSON



SCALE: 1:24

STANDARD FEATURES

- MODEL NUMBER: TS-25-7266
- CAPACITY: 25,000 LBS
- OVERALL WIDTH: 72"
- OVERALL LENGTH: 66"
- DOCKPLATE THICKNESS: 1/2"
- LEVER LIFT IS STANDARD
- LOCKING LEGS ARE 6" WIDE
- RIGHT LEG LENGTH IS 13"
- LEFT LEG LENGTH IS 12"
- CROWN IS 11° & 9" FROM EDGE

SPECIAL FEATURES

NONE

*OPTIONAL SPECIAL FEATURES

- OPTIONAL 2 PINS (10-112-001) & 2 CHAINS (1/4" CHAIN, 1,200 LBS 36" LONG, W/HOOK)
- *AVAILABLE AT AN ADDITIONAL COST

APPROVAL	I, THE UNDERSIGNED, AGREE THAT THE PRODUCT AS REPRESENTED SATISFIES DESIGN AND DIMENSION REQUIREMENTS. I ALSO ACKNOWLEDGE MY DUTY TO CONFIRM PRODUCT AND INSTALLATION COMPLIANCE WITH ALL APPLICABLE FEDERAL, STATE AND LOCAL REGULATIONS AND STANDARDS.	
	ALL SPECIAL UNITS ARE NON-RETURNABLE	
	[] As drawn [] As marked	
	Signed: _____ Date: _____	
LEAD TIME WILL START UPON RECEIPT OF SIGNED APPROVAL DRAWING		

DISTRIBUTOR'S NAME:		P.O.#
VESTIL MANUFACTURING		X
W.O.#		X
DRAWN BY: ADL	DATE: 12/21/05	SALES: X
REFERENCE: X	SCALE: 1:28	FILE NAME:
QUOTED LEAD TIME: X	QUOTE # X	10-007-120