







# Thank You For Shopping With COZAYH HOME

We value your feedback and want to hear from you. To let us know how we can improve your shopping experience, or to ask a specific question about your order, please find our contact information below.

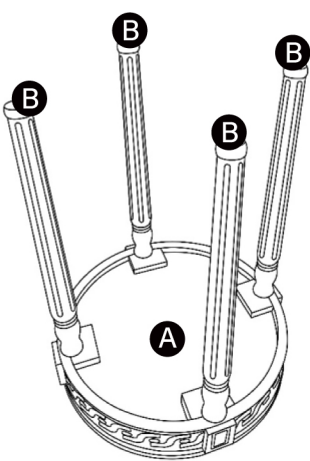
**Customer Service Line: 1.312.600.5553 (M-F 9am-5pm Central Time)**

**Customer Service Email: Support@cozayh.com**

**Website: www.cozayhome.com**

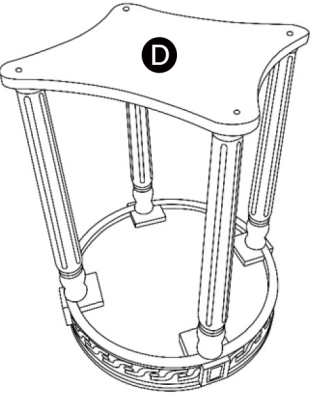
 <div> SKU: PH03108  <b>Assembly Instructions</b>  Laying out all the parts and hardware, identifying each part as shown may help you assemble the table. </div>											
ITEM	PART	DESC.	QTY	ITEM	PART	DESC.	QTY	ITEM	PART	DESC.	QTY
A		Table Top	1	C		Extension Leg	4	E		Leveler	4
B		Wooden Leg	4	D		Bottom Shelf	1	<b>NOTE: Do not fully tighten the screws until all components are properly attached.</b>			

### STEP 1



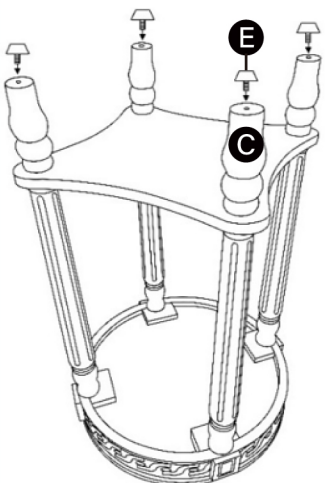
Turn table top upside down. Screw wooden legs B to the bottom of the table top A.

### STEP 2




Put the bottom shelf D over the end of the legs, slightly adjust till the pre-drilled holes are aligned.

### STEP 3



Screw extension legs C through the shelf to connect with wooden legs B as shown. Attach levelers E to the end.

### STEP 4



Adjust levelers accordingly till the table sits flat.



#### WARNING

- Do not dispose of any packaging or contents of the shipping carton until assembly is completed to avoid accidentally discarding small parts or hardware.
- Choking Hazard – Adult assembly required. It may contain small parts and sharp points.
- Do NOT use power tools.
- This product can hold a maximum load of 25 Lbs. Do NOT overload.



COZAYH HOME