



Tea-for-Two® 72" Heated BubbleMassage™ air bath K-865-GH96

Features

- 44 airjets release thousands of heated bubbles that surround, support, and massage the body.
- Variable-speed blower lets you adjust massage intensity to 18 levels.
- Automatic and manual purge cycles remove residual water from air channels after use.
- Generous 72" length and spacious design accommodates up to two bathers.
- Lighted keypad control.
- 60-minute automatic shutoff timer.
- Safeguard® slip-resistant surface on bath floor.
- Integral lumbar support.
- Color-matched jet trim.

Material

- KOHLER® enameled cast iron.

Technology

- Heated BubbleMassage™ technology warms and humidifies air before it enters the bath.

Installation

- Drop-in or undermount.
- Reversible drain.
- 120V electrical requirement allows for easy installation with standard outlet.
- Requires two dedicated circuits.
- Requires K-23856 cable pop-up bath drain and K-23857 bath drain trim (sold separately).

Required Products/Accessories

K-23856 1-1/2" cable pop-up bath drain

or

K-23857 Bath drain trim

Recommended Products/Accessories

K-1705 Whirlpool/BubbleMassage™ Remote Control

K-587 Under-Mount Installation Kit

K-9498 3" Keypad Trim

K-1179 Vinyl Tiling-in Bead



Codes/Standards

ASME A112.19.7/CSA B45.10

ASME A112.19.1/CSA B45.2

ASTM F462

UL 1795

CSA C22.2 No. 218.2

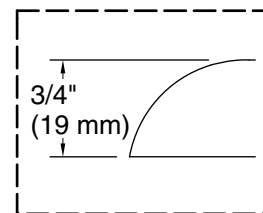
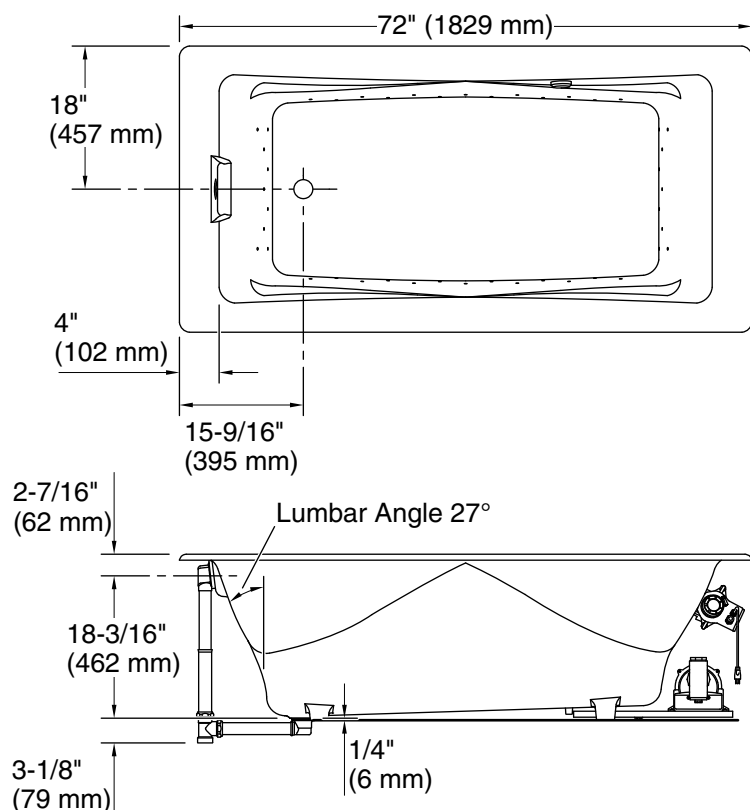
KOHLER® Enameled Cast Iron Bath and Shower Base Lifetime Limited Warranty

See website for detailed warranty information.



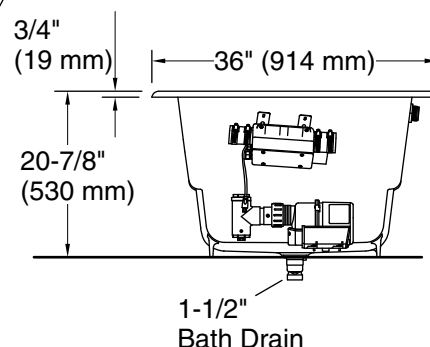
Tea-for-Two® 72" Heated BubbleMassage™ air bath K-865-GH96

No change in measurements if connected with drain illustrated. (K-7169AF)



**Drop-in Rim
Detail**

Blower Motor Access
20" (508 mm) W x 15" (381 mm) H Min



Required Electrical Service

Two dedicated circuits required, protected with Class A Ground-Fault Circuit-Interrupter (GFCI). Outside North America, this device may be known as a Residual Current Device (RCD).

Blower: 120 V, 15 A, 60 Hz

Air bath: 120 V, 15 A, 60 Hz

Technical Information

All product dimensions are nominal.

Installation: Drop-in, Undermount

Drain location: End

Basin area, bottom: 49" x 22" (1245 mm x 559 mm)

Basin area, top: 62" x 28" (1575 mm x 711 mm)

Weight: 455 lbs (206.4 kg)

Minimum floor load: 80 lbs/ft² (390.6 kg/m²)

Water depth: 17" (432 mm)

Water capacity: 89 gal (336.9 L)

Cutout: Drop-in, 70-1/4" x 34-1/2" (1784 mm x 876 mm)

Template: K-582, required, not included

Electrical component rating: Blower: 120 V, 10 A, 60 Hz
Air bath: 120 V, 5 A, 60 Hz

Notes

Measure your actual product for rough-in details. Install this product according to the installation instructions.

The hot water supply should be 70% of the capacity of the bath or greater. Installations will vary.