
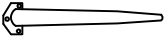
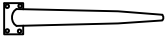







Installation & Assembly

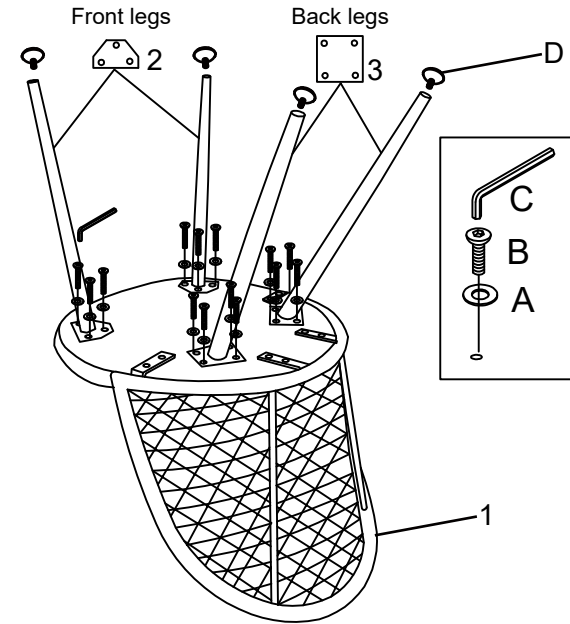
LIST OF ACCESSORIES

1	 x1	2	 Front legs X2	3	 Back legs X2		
A	 x14	B	 M6×30mm X14	C	 x1	D	 x4

ASSEMBLING STEPS



1



2

