

ASSEMBLY AND DRESSING INSTRUCTIONS

WARNING:

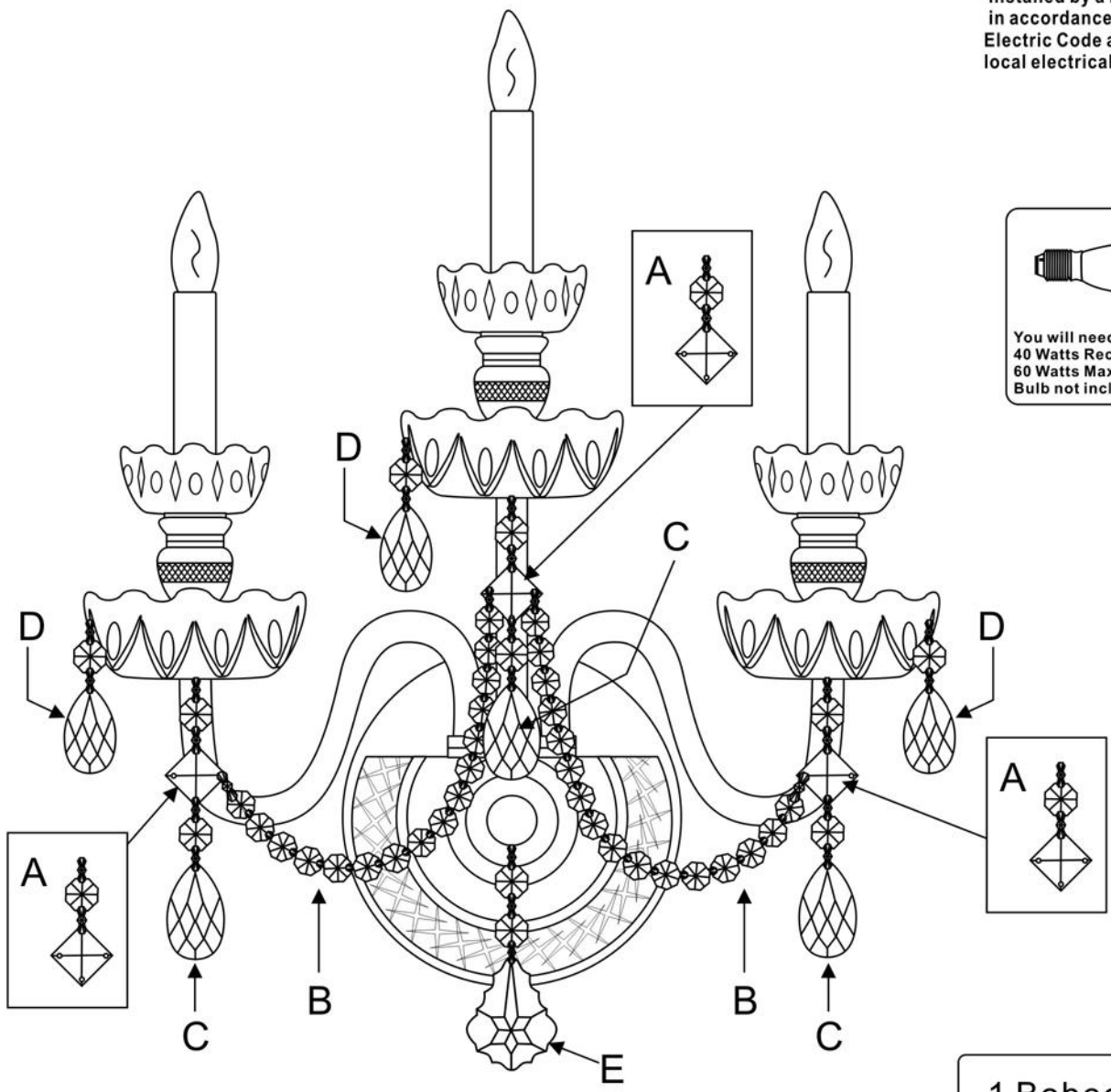








Electrical Danger Turn Power Off

All electrical components must be installed by a licensed electrician in accordance with the National Electric Code and the appropriate local electrical codes.




You will need 3 - Cand. Bulb
40 Watts Recommended
60 Watts Max
Bulb not included.



- A =  (1 Square + 1 Jewel) * 3pcs
- B =  (16 Jewels Strand) * 2pcs
- C =  (9/60-2.5") * 3pcs
- D =  (9/60-2") * 30pcs
- E =  (20/76-3" + 2 Jewels) * 1pc

1 Bobeche
with 10 **D** Trim.

