
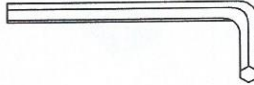
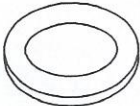

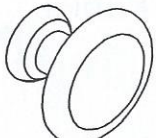



## Hardware List

	Item	Description	Qty
a		Bolt 1/4" * 1-1/8"	6PCS
b		Allen wrench	1PC
c		Washer 1/4" * 12mm	6PCS
d		Shelf metal clip	12PCS
e		Door Pull	4PCS
f		Machine screw for door pull 5/32" * 3/4"	4PCS