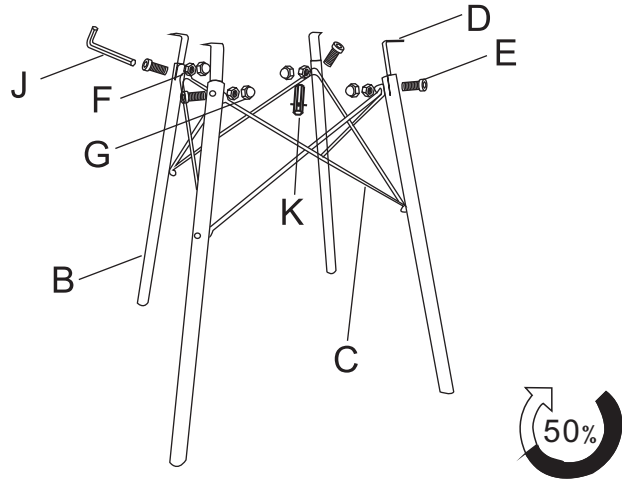
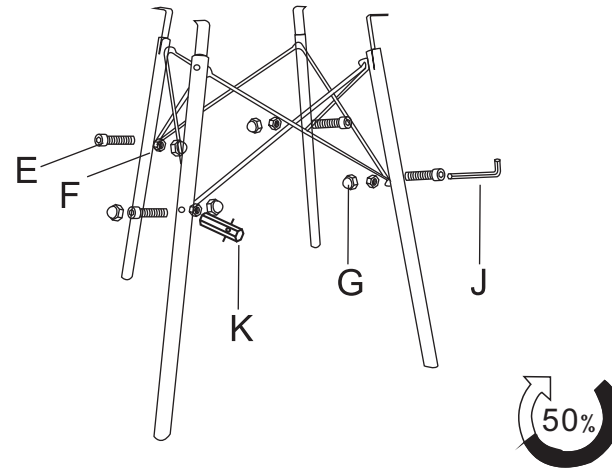


Attention: Please do not tighten the screws until all the screws are well in position !
 Be sure to use the steps in accordance with the instructions,
 do not use excessive force to prevent the desktop board from being twisted and burst.

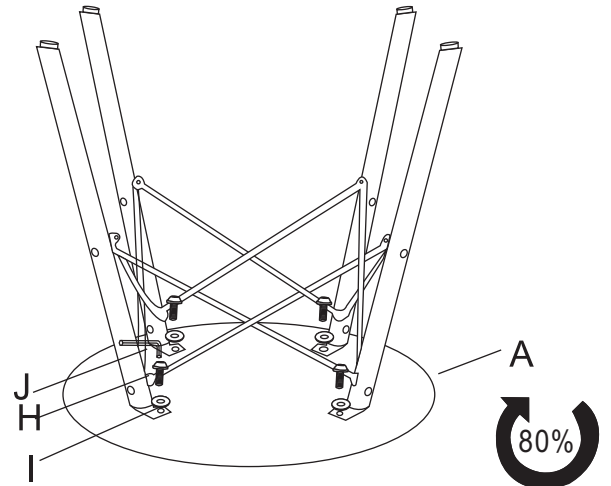
1.



2.



3.



4.



A		1
B		4
C		4
D		4
E		8
F		8
G		8
H		4
I		4
J		1
K		1
SPARE		
E		1
F		1
G		1
H		1
I		1