

# ASSEMBLY INSTRUCTIONS

NOTE: THIS NOT RECOMMENDED FOR COMMERCIAL USE  
KEEP THIS DOCUMENT FOR REFERENCE IN CASE PARTS ARE NEEDED  
DO NOT TIGHTEN SCREWS UNTIL COMPLETELY ASSEMBLED!

## IMPORTANT

FOR SERVICE PURPOSE PLEASE DO NOT REMOVE THE CUSTOMER SERVICE CODE LABEL ON THE MERCHANDISE. IT IS ON THE UNDERSIDE OF BED. T/T BUNK BED

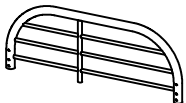
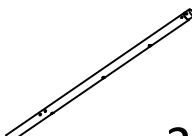
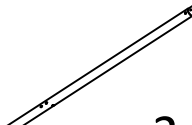
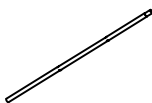
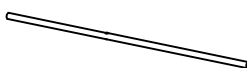


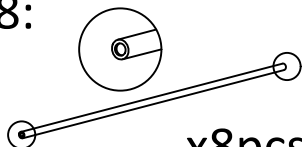

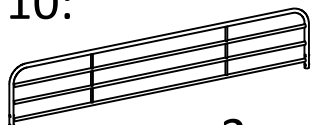
T/T BUNK BED

ATTENTION: Do not tighten all bolts until the bed is assembled completely.












Hardware pack attached in the package in red plastic bag.

Assembly instructions

## PART LIST:

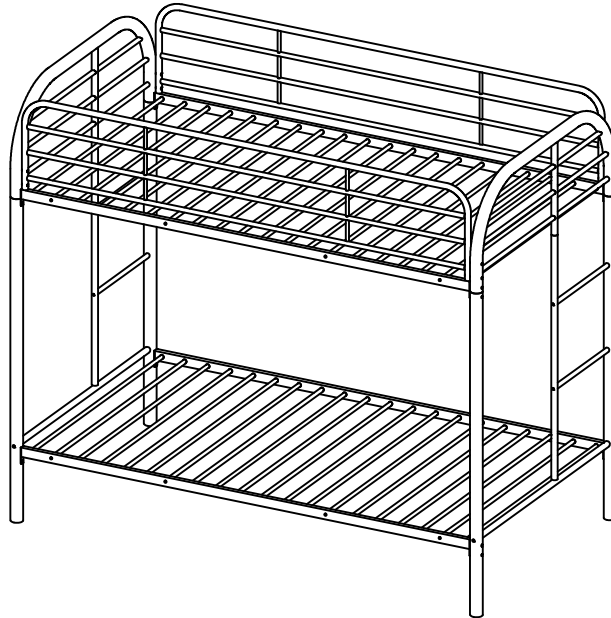
1:  x2pcs	2:  x2pcs	3:  x2pcs	4:  x2pcs
5:  x2pcs	6:  x4pcs	7:  x4pcs	8:  x8pcs
9:  x32pcs	10:  x2pcs		

## HARDWARE LIST:

A:  M8*80 x8pcs	B:  M8*70 x4pcs	C:  M8*60 x16pcs	D:  M8*40 x2pcs	F:  M8 x16pcs
G:  M8 x30pcs	H:  M6*40 x4pcs	J:  M6*15 x22pcs	L:  M6 x10pcs	M:  M8 x1pc
N:  M8 x2pcs				

# ASSEMBLY INSTRUCTIONS

NOTE: THIS NOT RECOMMENDED FOR COMMERCIAL USE  
KEEP THIS DOCUMENT FOR REFERENCE IN CASE PARTS ARE NEEDED  
DO NOT TIGHTEN SCREWS UNTIL COMPLETELY ASSEMBLED!

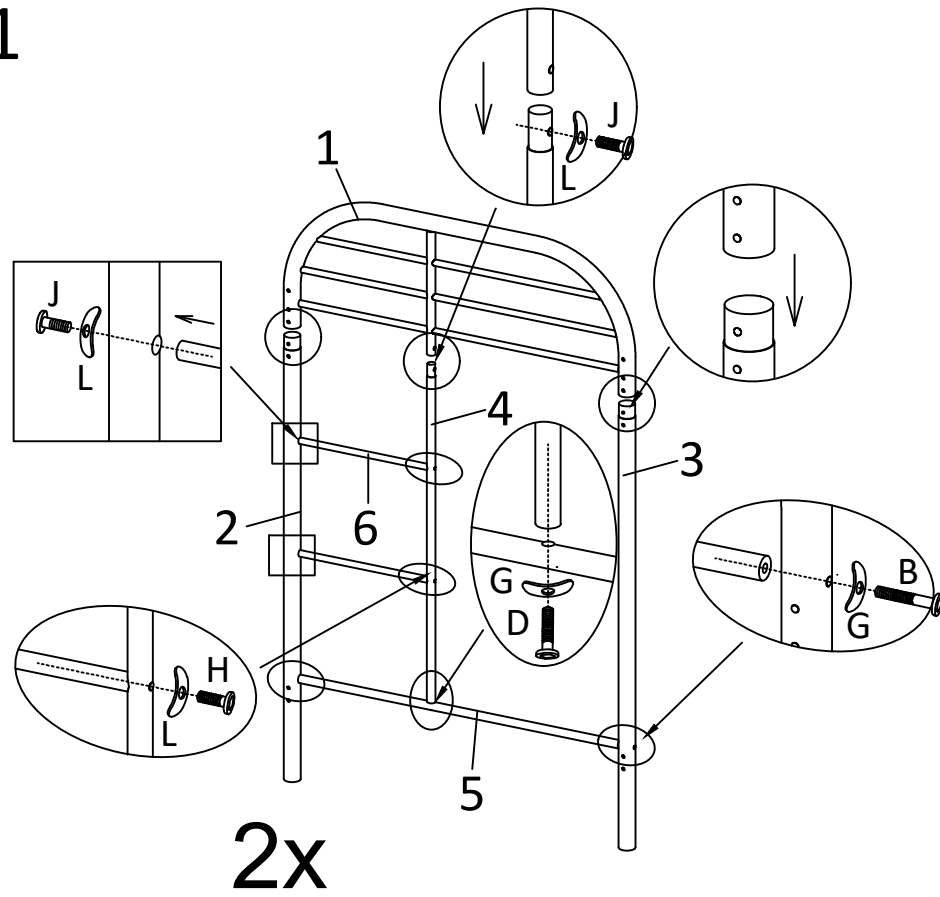


## WARNING

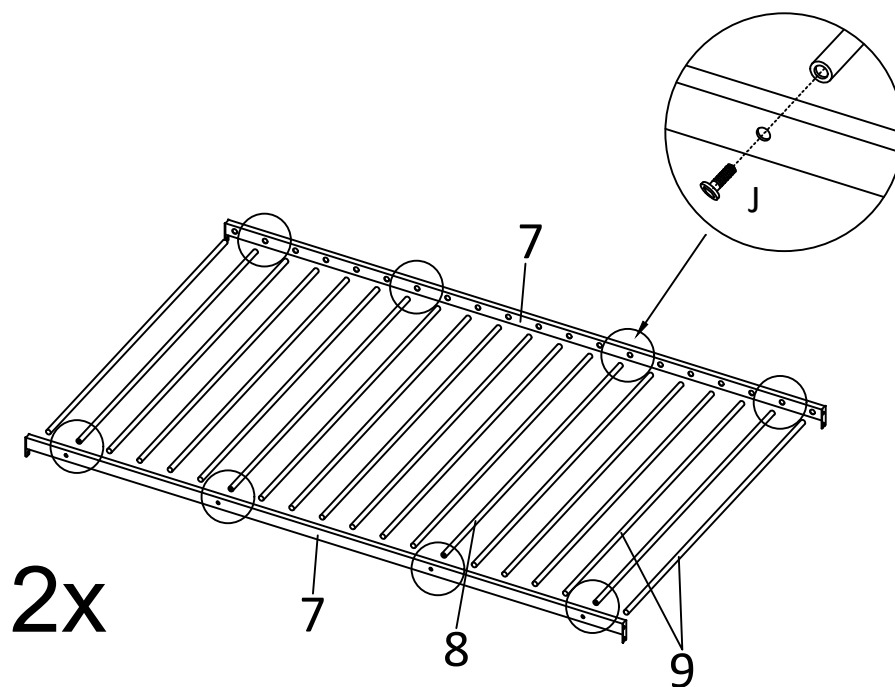
To help prevent serious or fatal injuries from entrapment or falls.  
Never allow a child under 6 years on super bunk.  
Use only mattress that is 74"-75" long and 38-1/2" wide on upper bunk  
Ensure thickness of mattress of mattress and foundation combined  
do not exceed 6" and that mattress surface is at least 5" below upper  
edge of guard rails.  
Use guard rails on both sides of guard rails.  
Prohibit horseplay on or under bed(s).  
Prohibit more than one person on superbank.  
Use ladder for entering and leaving upper bunk.  
Strangulation hazard-never attach or hang items any part of the bunk  
bed that are not designed for use  
with the bed, for example, but not limited to, hooks belts and ropes.

**DO NOT REMOVE THIS LABEL**

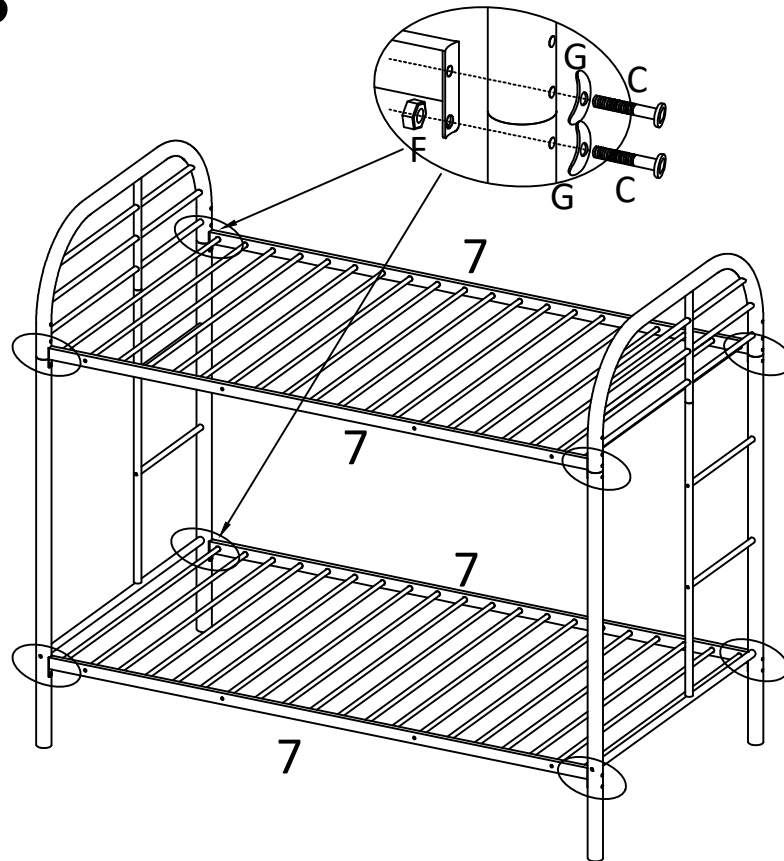
## Step 1



## Step 2



## Step 3



## Step 4

