



INSTRUCTIONS D'ASSEMBLAGE
ASSEMBLY INSTRUCTIONS

PATERE -
73"H / TRADITIONNELLE BOIS MASSIF CHENE

COAT RACK -
73"H / OAK WOOD TRADITIONAL STYLE

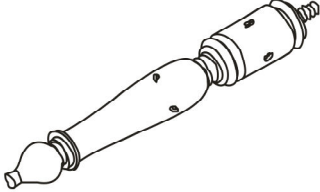

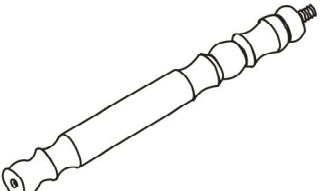




**POUR DE L'ASSISTANCE OU POUR COMMANDER
DES PIÈCES CONTACTEZ NOTRE DÉPARTEMENT
DE SERVICE À LA CLIENTÈLE.**



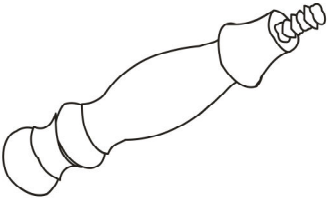
**FOR ASSISTANCE OR TO ORDER PARTS
CONTACT OUR CUSTOMER SERVICE DEPARTMENT**

LISTE DES PIÈCES

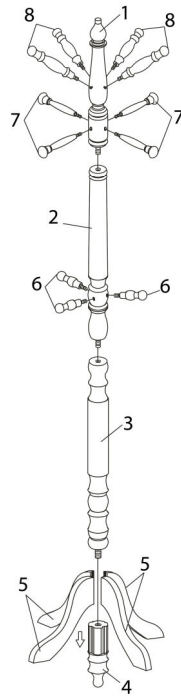
PARTS LIST

PIÈCE / PART #	IMAGE	DESCRIPTION	QTY / QTÉ
1		UPPER POST POTEAU SUPÉRIEUR	1
2		CENTER POST POTEAU DU CENTRE	1
3		BOTTOM POST POTEAU DU BAS	1
4		POST / LEG ATTACHMENT POTEAU / ATTACHE PATTE	1
5		LEG PATTE	4

LISTE DES PIÈCES
PARTS LIST

PIÈCE / PART #	IMAGE	DESCRIPTION	QTY / QTÉ
6		HOOK (SMALL) CROCHET (PETIT)	3
7		HOOK (MEDIUM) CROCHET (MOYEN)	4
8		HOOK (LARGE) CROCHET (GRAND)	4

ÉTAPE / STEP 1



ÉTAPE / STEP 2

