





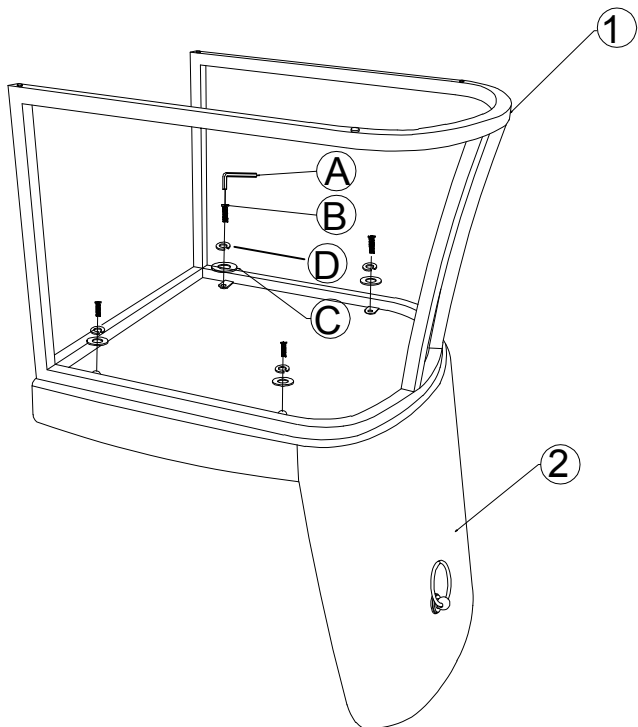


ASSEMBLY INSTRUCTIONS FOR

HARDWARE LIST					PARTS LIST			
NO.	DESCRIPTION	SKETCH	SIZE	QTY	NO.	DESCRIPTION	SKETCH	QTY
Ⓐ	Allen Key		4mm	1pc	①	Base		1pc
Ⓑ	Bolt		M6*20	4pcs	②	Cushion		1pc
Ⓒ	Gasket		∅16*∅6	4pcs				
Ⓓ	Spring Washer		∅6	4pcs				

Step 1



Step 2

