

ShelterCoat™

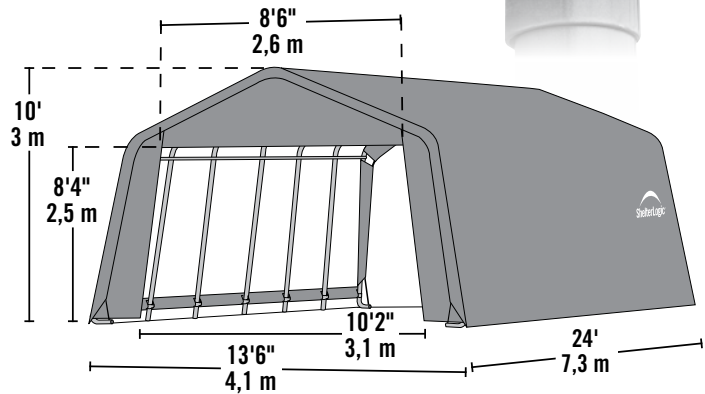
Custom Garage Program

Build your Own All-Season Shelter

Thousands of options to custom fit your storage needs.



12 x 20 x 8' model shown



Strong, Sturdy & Durable


- Patented ShelterLock® frame stabilizers at every rib connection for rock-solid strength.
- Frame constructed of heavy duty 1-5/8 in. diameter steel.
- Premium powder coat finish protects frame from corrosion and rust.
- Ripstop-tough advanced engineered polyethylene fabric cover is UV treated inside, outside, and in between.
- Seams are heat welded, not stitched; 100% waterproof.
- Ratchet tensioning system and Easy-Slide cover rails keep the cover smooth and taut.



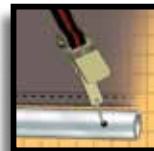
ShelterLock®



Bolt Frame



UV treated fabric



Ratchet Tensioning



Steel foot plates

13 x 24 x 10 ft.

Unit Specifications:

- 367.3 lbs. / 166.6 kg Total Weight
- 1-5/8 in. / 4 cm All steel frame
- 30 in. / 76.2 cm Auger anchors
- (2) Double-zippered door panels
- Additional anchors sold separately
- Cover, End Panels and Frame are covered by a 1 year Limited Warranty.

Kit Dimensions:

- Box 1:** 69.5 x 16.7 x 4.9 in.
176.5 x 42.3 x 12.5 cm
- Box 2:** 52.6 x 17.4 x 4.9 in.
133.5 x 44.3 x 12.5 cm
- Box 3:** 69.5 x 9.8 x 3.5 in.
176.5 x 25 x 9 cm
- Box 4:** 28.3 x 8.3 x 5.1 in.
72 x 21 x 13 cm
- Box 5:** 42.5 x 17.1 x 5.7 in.
108 x 43.5 x 15 cm

9 oz. per m² Polyethylene

Gray 74432

Green 74442

