


# INSTRUCTION MANUAL




## **Attention :**

If you encounter any problems during installation or use, pls feel free to contact us on shopping platform. We will provide you with a satisfactory solution within 24 hours.


# Dining chair

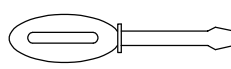
 1 - ITEMS DELIVERED-TECHNICAL DATA

 2 - ASSEMBLY

 3 - CLEANING AND MAINTENANCE

 1 - ITEMS DELIVERED-TECHNICAL DATA



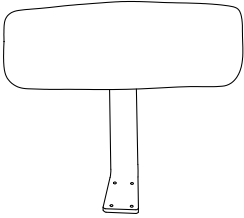
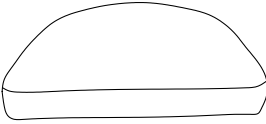
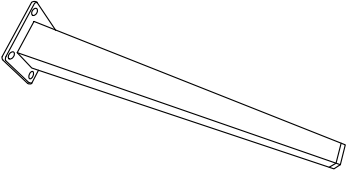
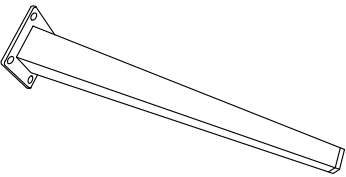
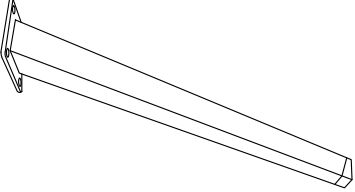
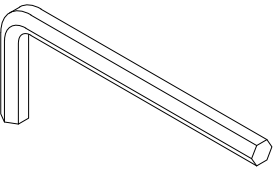
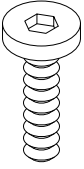
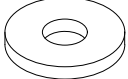
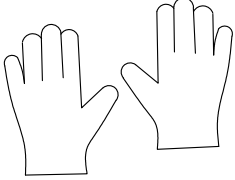
TO RISE  
  
YOURSELF

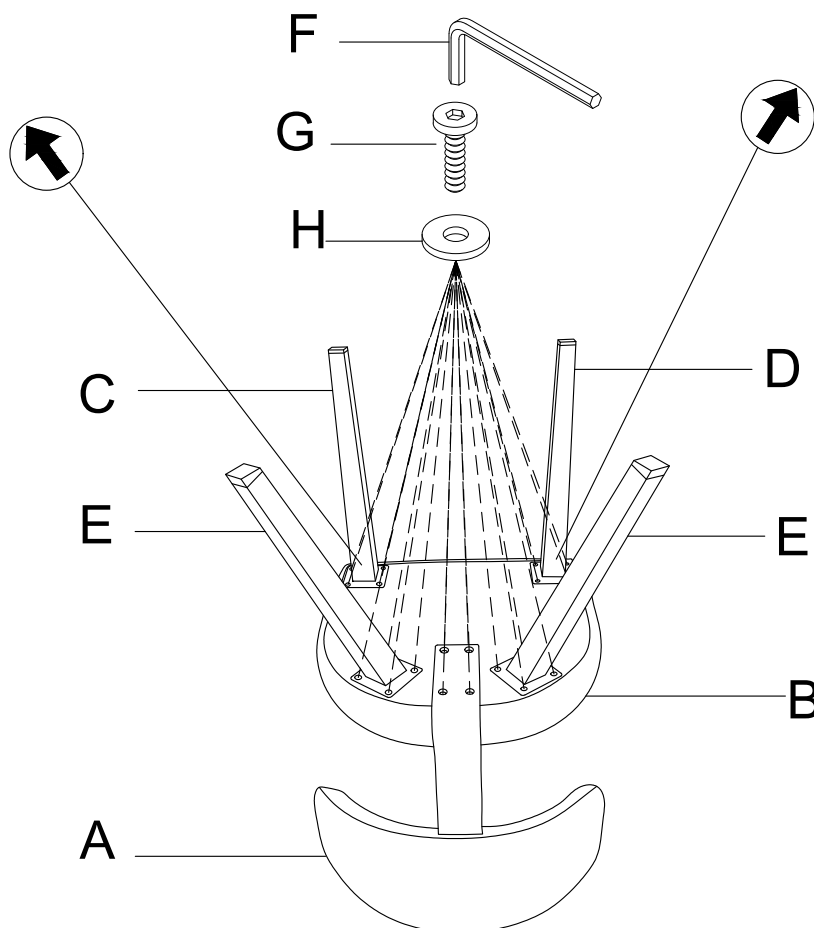
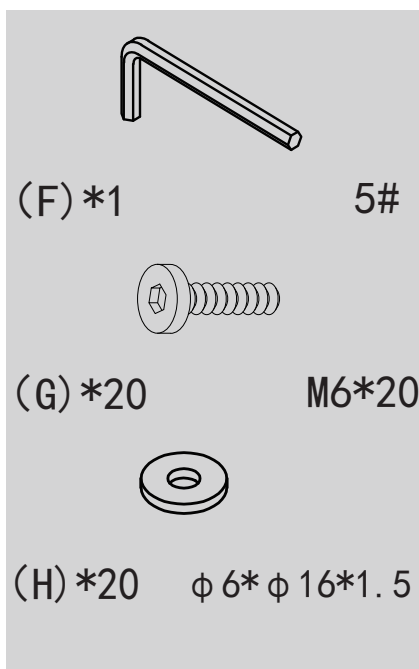


ASSEMBLY



## 2 - ASSEMBLY

 <p>(A)*1</p>	 <p>(B)*1</p>
 <p>(C)*1</p>	 <p>(D)*1</p>
 <p>(E)*2</p>	 <p>(F)*1</p> <p>5#</p>
 <p>(G)*20</p> <p>M6*20</p>	 <p>(H)*20</p> <p>ø6*ø16*1.5</p>
 <p>(I)*1</p>	



### 3 - CLEANING AND MAINTENANCE

- Do not use corrosive or abrasive for cleaning products.
- Clean with a soft cloth
- Don't interfere with metal objects in a mechanism, so that they are threatened with serious deterioration.