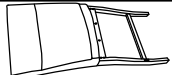






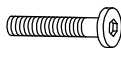








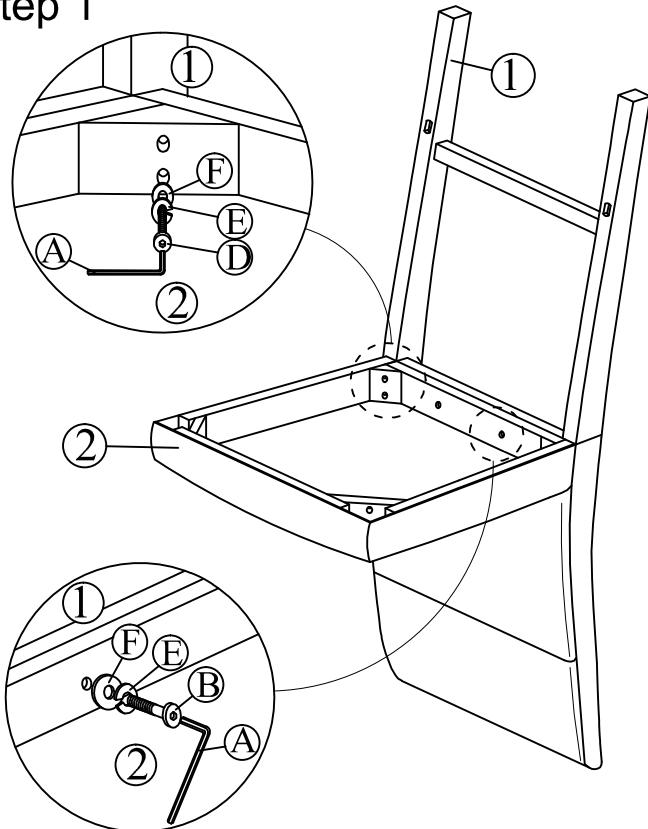
ASSEMBLY INSTRUCTIONS

Part List			
1	Back Rest		1 Pc
2	Seat		1 Pc
3	Leg		2 Pcs
4	Side Stretcher		2 Pcs
5	Front Stretcher		1 Pc

Hardware List			
A	Allen Key M4		1 Pc
B	JCBC Screw M6 x 40mm		2 Pcs
C	JCBC Screw M6 x 60mm		4 Pcs
D	JCBC Screw M6 x 80mm		4 Pcs
E	Spring Washer M6 x 13mm		10 Pcs
F	Flat Washer 1/4 " x 19mm		10 Pcs
G	Screw Chipboard M4 x 38mm		6 Pcs
H	Leg Stud		4 Pcs



Step 1



Step 2

