

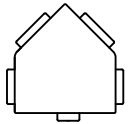
**pethome® assembly instructions**

**start >** it takes something like 10 - 15 minutes :)

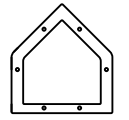


You can also see the film how to fold it, just scan qr code >

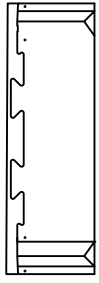
what's inside >



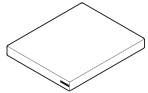
1 x rear wall



1 x steel frame  
for L size  
2 x steel frame

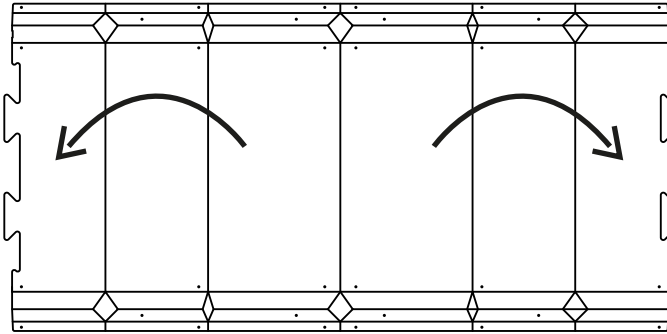


1 x folded pethome

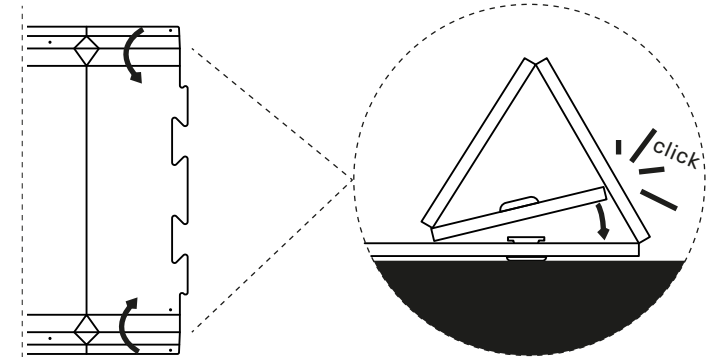


1 x SoftPet bed  
(when You buy a whole set)

**1 / unfold pethome**

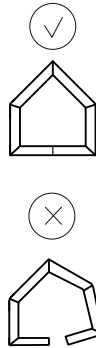
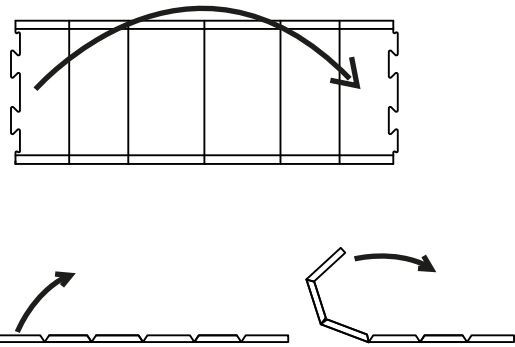


**2 / fold the triangle on both sides >>CLICK<<**

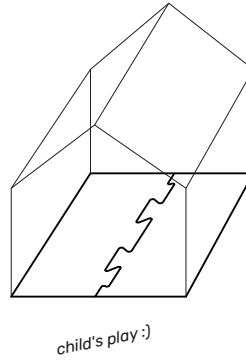


There are 12 naps in total

**3 / fold the home**



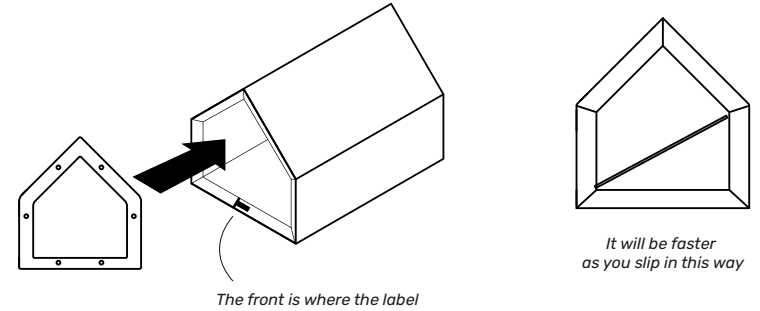
**4 / fold the puzzle inside home**



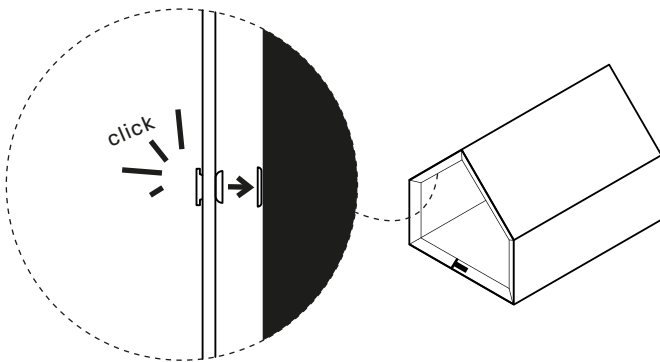
**5 / Put the steel frame through the front hole**



L size has 2x steel frame front and back

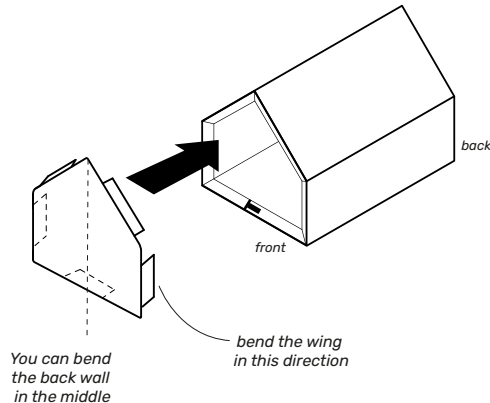


**6 / ok, now >>CLICK<< the steel frame into pethome naps**

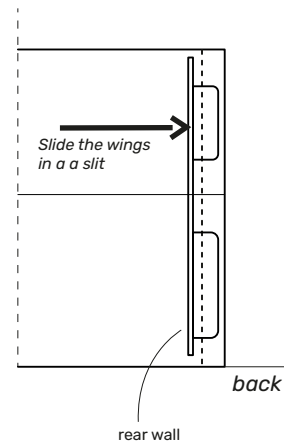


There are 6 naps in total

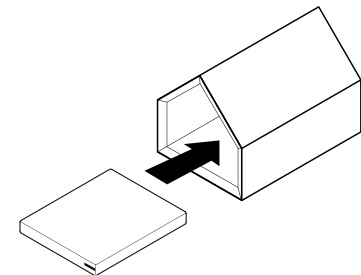
**7 / almost done > put inside the rear wall**



**8 / slide the rear wall**



**9 / put the bed inside, and Your pethome is ready**



product patented

**Voilà!**

Now!  
make Your pet happy





**REXPRODUCT®** system  
one bed many possibilities >>



recycled



for dog



for cat



demountable



water resistant



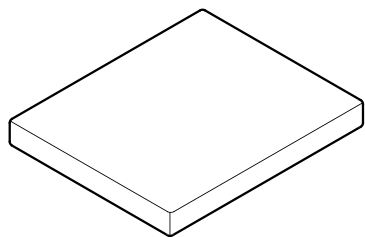
easy to clean



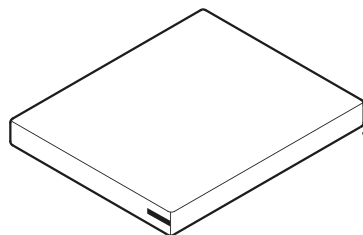
scratch resistant



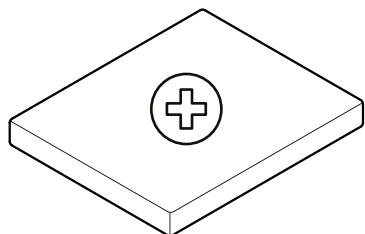
antiallergic



**SoftPet base**  
S / M / L / XL / XXL



**cover**  
available in many colors  
S / M / L / XL / XXL



**ortho base**  
S / M / L / XL / XXL



memory foam 4cm



stabilization foam 4cm



hand crafted

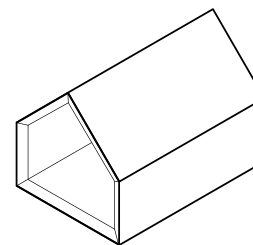


for washing in the washing machine

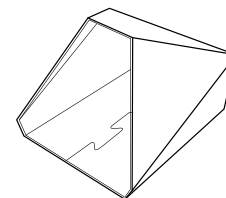


non-slip bottom

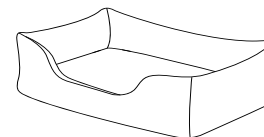
**pethome**  
S / M / L



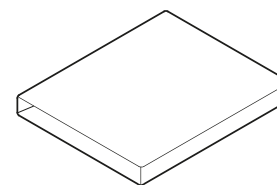
**petpocket**  
M



**soft color**  
S / M / L / XL



**loop**  
S / M / L / XL / XXL



noise isolating properties



95% from recycled materials



more than 80% from recycled materials



non-slip bottom



hand crafted



non-slip bottom

system patented