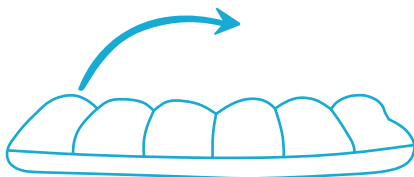


Folding Floor Chair


How to Adjust

Step 1



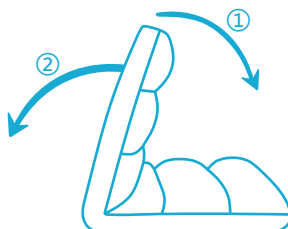
Note: Lay the chair flat before adjusting.

Step 2



Note: It has 14-level adjustments, and each adjustment goes with a click sound.

Step 3

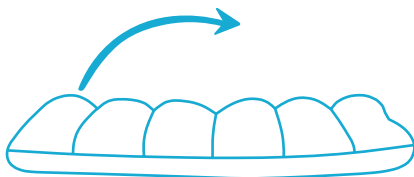


Note: Push the backrest to over 90° and then lay it flat.

Silla plegable de suelo

Cómo ajustar

Paso 1



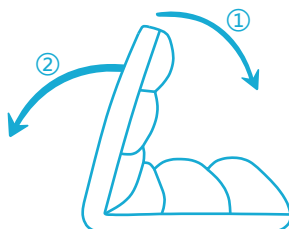
Nota: Coloque la silla totalmente plana antes de ajustarla.

Paso 2



Nota: La silla tiene 14 posiciones de ajuste y cada una emite un «clic» al fijarse.

Paso 3

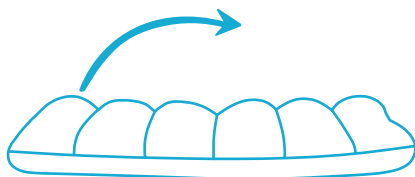


Nota: Empuje el respaldo más allá de 90° y luego bájelo hasta que quede completamente plano.

Chaise pliante de sol

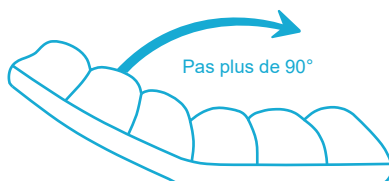
Comment régler

Étape 1



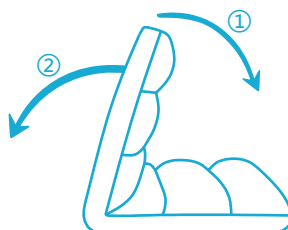
Remarque : Allongez la chaise à plat avant de régler.

Étape 2



Remarque : Elle dispose de 14 niveaux de réglage, et chaque réglage s'accompagne d'un clic audible.

Étape 3



Remarque : Poussez le dossier au-delà de 90°, puis abaissez-le à plat.