

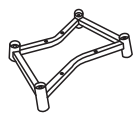








Installation & Assembly



	Ax1		Fx1
	Bx1		Gx4 M8X35MM
	Cx4		Hx4 M8
	Dx4		Ix4 M8
	Ex4		

Step 2

Step 1

