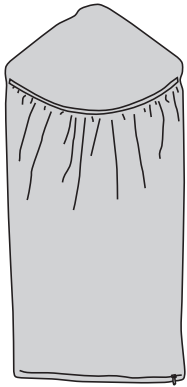
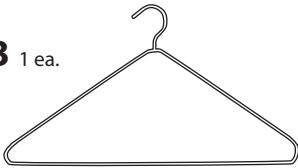


Dura-Clean Hanging Hamper


A 1 ea.




B 1 ea.




C 1 ea.



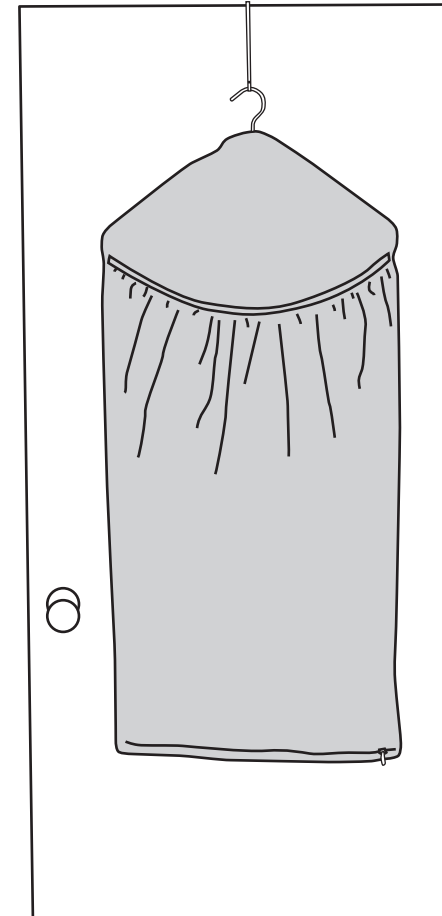
1. Hold the hamper bag (**A**) with one hand and the clothes hanger (**B**) with the other hand. Insert the clothes hanger (**B**) under the back pocket and through the hole in the top of the hamper bag (**A**).



2. Hang the door hook (**C**) over top of door. Slip the clothes hanger (**B**) through the loop of the door hook. Make sure mesh pouch on hamper bag is facing out.



3. You are now ready to fill the hanging hamper bag with laundry.



MADE IN CHINA

NEED HELP? For help with assembly, or if you are missing a part, please call us.

Printed in China

19" x 43"