



---

# USER'S MANUAL

---

## BARTABLE FS-11

THIS INSTRUCTION BOOKLET CONTAINS **IMPORTANT** SAFETY INFORMATION. PLEASE READ AND KEEP FOR FUTURE REFERENCE.

**Please give us a chance to make it right and do better** | FLOOR AREA  
1MX1M

Contact our friendly customer service department for help first.  
Replacements for missing or damaged parts will be shipped ASAP!



Follow **TOPOWER**

**ASSEMBLED BY 1 ADULT**

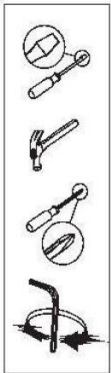
# Contact Us!

**Do NOT return this item.**

Contact our friendly customer service department for help first.



## Before You Start



Read each step carefully before starting. It is very important to ensure each step followed in correct order, otherwise assembly difficulties may occur.



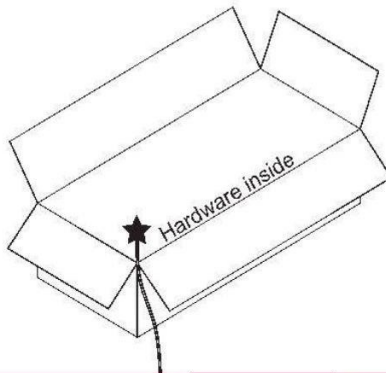
Most of board parts are labeled or stamped on the raw edges. Have a check to make sure all parts are included.



Work in a spacious area, preferably on a carpet close to where the unit will Be used.



Keep the handtools close at hand. Do not use power tools to assemble your furniture.They may scratch or damage the parts.



## **Care and Maintenance**

**Use a soft, clean cloth that will not scratch the surface when dusting.**

**Use of furniture polish is not necessary.**

**Should you choose to use polish, test first in an inconspicuous area.**

**Using solvents of any kind on your furniture may damage the finish.**

**Never use water to clean your furniture as it may cause damage to the finish.**

**Liquid spills should be removed immediately. Using a soft clean cloth, blot the spill gently. Avoid rubbing.**

**Check bolts/screws periodically and tighten them if necessary.**

## **Further advice about wood furniture care**


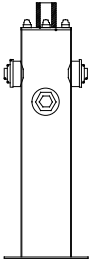




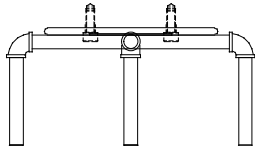


It is best to keep your furniture in a climate-controlled environment.

Extreme temperature and humidity changes can cause fading, warping, shrinking and splitting of wood.

It is advised to keep furniture away from direct sunlight as sun may damage the finish.

Proper care and cleaning at home will extend the life of your purchase.

Following these important and helpful tips will enhance your furniture as it ages.

<b>A</b>  1PC	<b>B</b>  1PC	<b>C</b>  1PC	<b>D</b>  1PC	<b>E</b>  M8*4PCS	<b>F</b>  M8*4PCS	<b>G</b>  1PC
					<b>H</b>  12mm 1PC	<b>I</b>  14mm 1PC

**M**



M27  
1PCS

