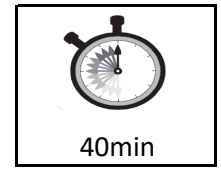
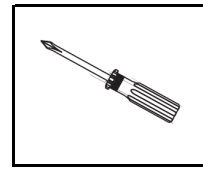
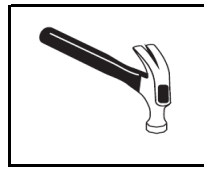


Console Table



Thank you for choosing this furniture.

PLEASE RETAIN PACKAGING UNTIL YOU HAVE COMPLETED ASSEMBLY.

Information about your furniture.

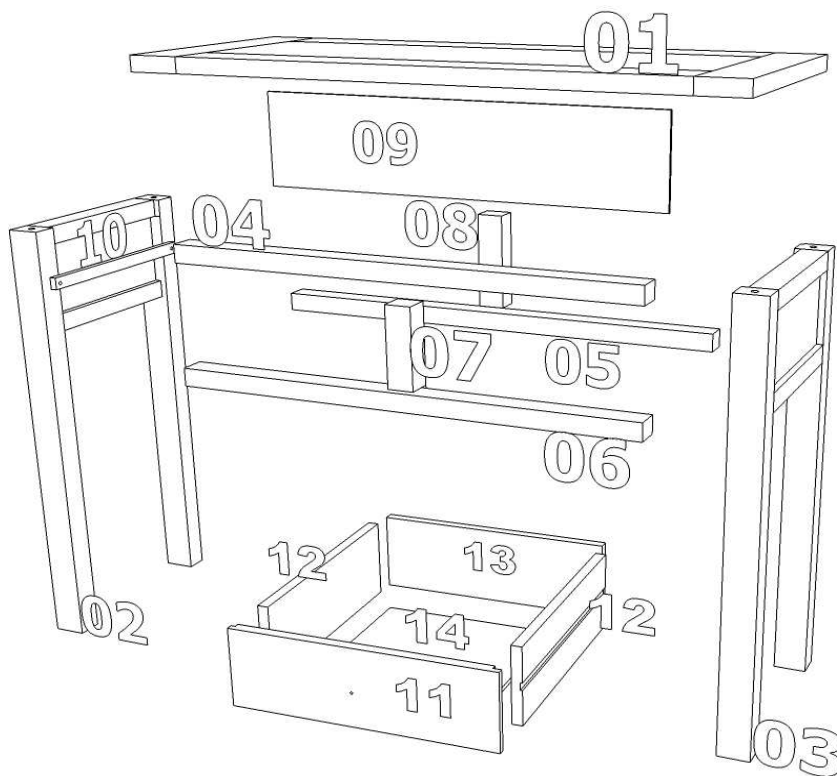
Our furniture ranges have been carefully crafted from solid wood and natural wood veneers. Each piece of furniture has unique characteristics such as knots, variances and graining. These are part of the natural character of the furniture itself.

Caring for your furniture.

Extreme temperature can cause slight movements in the wood itself so please avoid placing your furniture close to radiators or other direct sources of heat. Humidity should also be avoided. Please avoid exposing your furniture to continued bright sunlight as it can affect the colour. Any fluid should be removed as quickly as possible. Always lift your furniture when moving, as dragging can cause damage to your furniture or flooring. Extreme changes in temperature & humidity during transit may result in a powder residue forming so silica gel bags have been included to alleviate this natural occurrence. This residue is harmless and can easily be removed before assembly with a damp cloth and mild detergent.

After care.

Wipe the surfaces with a dry cloth and an occasional use of normal household polish. We also recommend you use household spray polish occasionally on the drawer grooves and runners as this will aid use. Please do not use detergents or chemicals on your furniture.



**A = x24
Dowel**



**B = x14
40mm Screw**



**C = x24
25mm Screw**



**D = x12
Nail**



**E = x2
Handle**



**F = x4
Bolt**

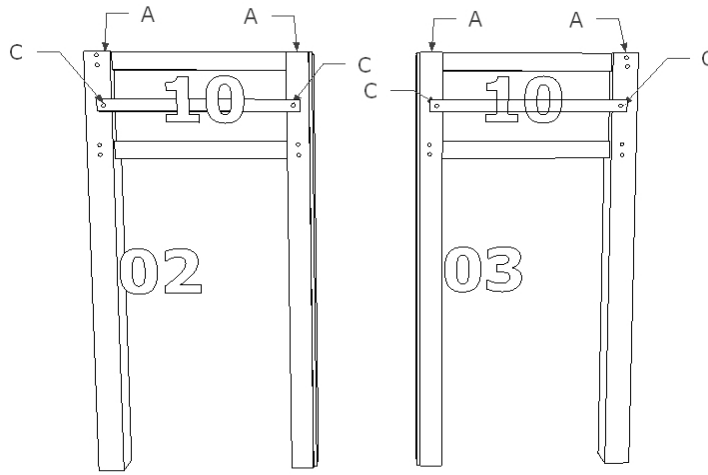
Before you start assembly.

Please check that you have all the correct parts and fittings as detailed above. In the unlikely event of a part being damaged or missing please mark the component or part on the diagrams above and email to us

Please provide the following information so that your request can be sent directly to you.

* Name * Address * Post Code * Telephone number * Batch number (to be found on the outer box)

1

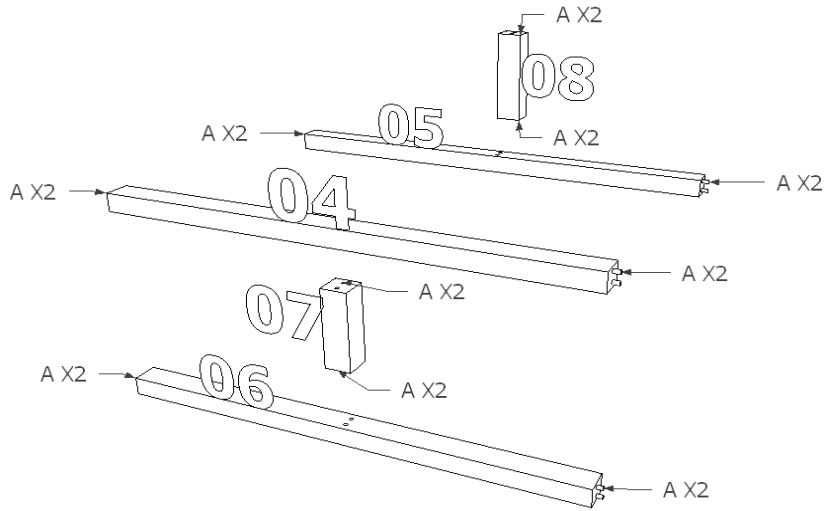


A = x4
Dowel



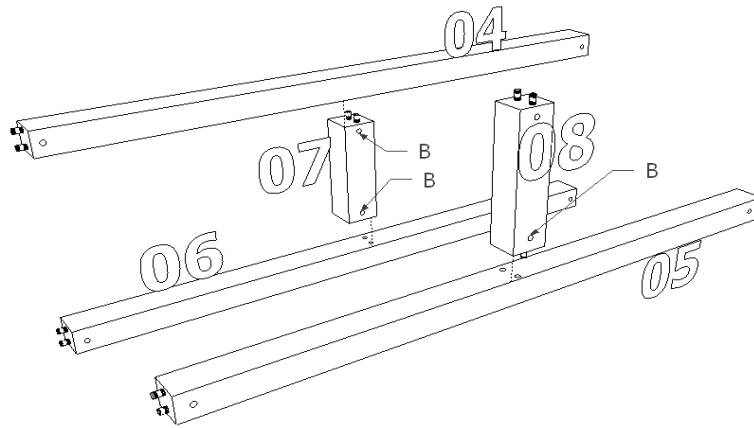
C = x4
25mm Screw

2



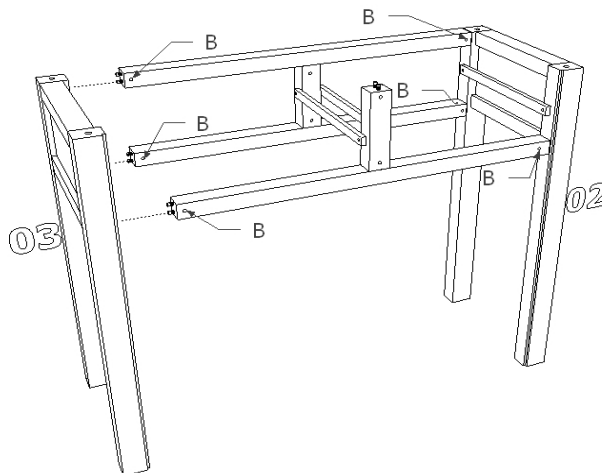
A = x20
Dowel

3



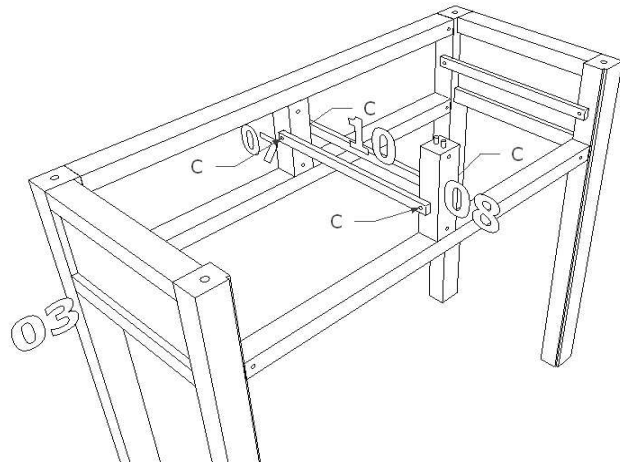
B = x3
40mm Screw

4



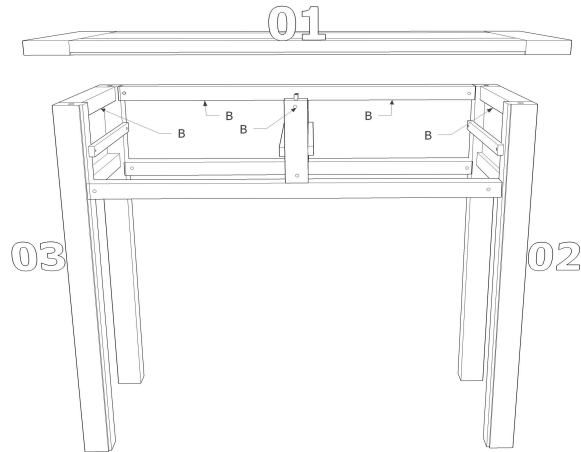
B = x6
40mm Screw

5



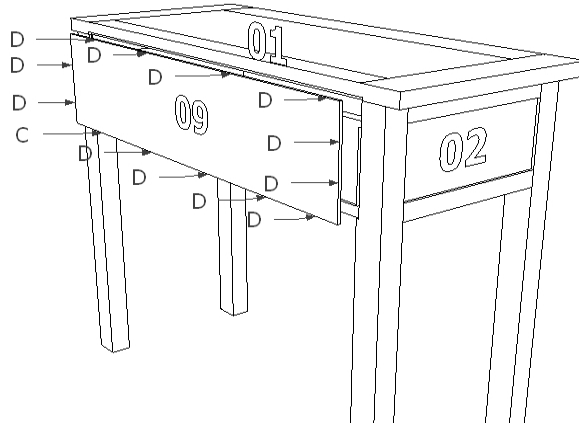
C = x4
25mm Screw

6



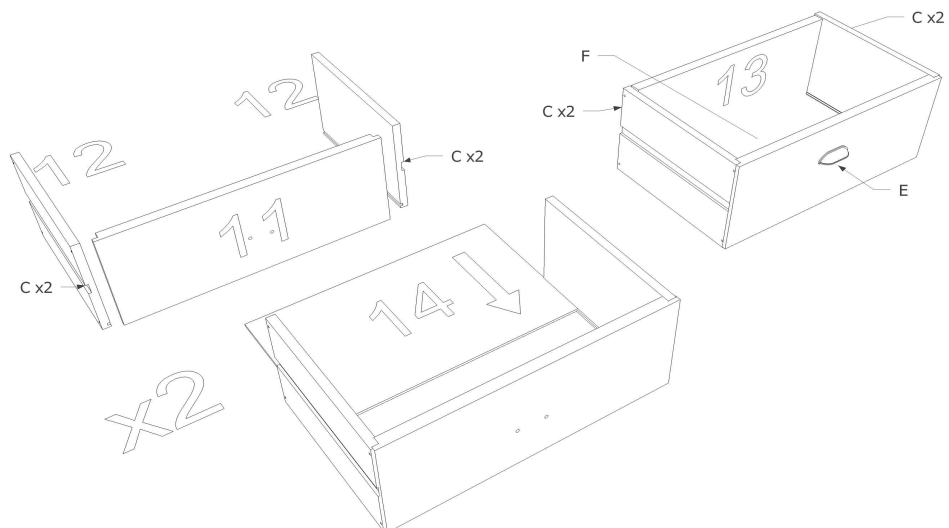
B = x5
40mm Screw

7



D = x12
Nail

8



E = x2
Handle



F = x4
Bolt



C = x16
25mm Screw