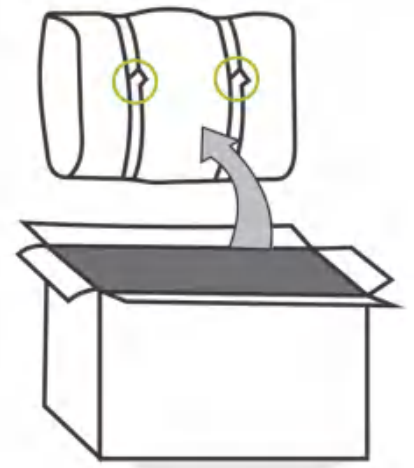


1 PULL THE TABS

Simply detach the tabs from your vacuum-packed sofa. No scissors required!





2 REMOVE THE CUSHION

Gently slide the sofa out of its protective textile layer.

3 CUT OFF THE OUTER PACKAGING

Carefully use scissors to open the plastic bag. Lift the chair shape out of the bag. Watch as your sofa begins to slowly expand.



4 SHAKE, TAP, WAIT !

Give it a good shake and tap to help the foam expand evenly.

Wait 48-72 hours, the wrinkles will gradually disappear.

For the foam bean bag to fully support you.