

## MEASURING FOR FIT

Designed in the USA  
US Patent 10,787,838  
Other Patents Pending  
PupProtect.com

**8 Year**  
**Limited Warranty**  
See certificate for details

<sup>add-on</sup>  
**PupProtect™**  
**Puppy Panel**



Thank you for considering PupProtect™ add-on puppy panels to enhance the safety of your pet. The following information will help you determine which PupProtect style will provide the best fit for your fence.

Determine your picket size 5/8" or 3/4" then measure 10 openings from the far side of one picket to the near side of the 11<sup>th</sup> picket. Divide by 10 to determine your average center to center (c/c) spacing. We suggest averaging 10 openings since some panels vary slightly picket to picket.

We produce panels with the follow spacing options for most 6' and 8' residential / commercial grade panels. (Note fence manufacturers use 6' and 8' measurements "nominally" which is typically post center to post center). Fewer picket counts on some fences with the same c/c picket spacing will still work by trimming the PupProtect panels accordingly:

1. 4.43" c/c (112.5mm) – 5/8" picket - available for both 6' – 15 picket and 8' - 21 picket fence panels. Panels come with screws compatible with aluminum panels on 6' versions and steel panels on 8' versions.
2. 4.33" c/c (110mm) – 5/8" picket - available for 8' – 21 picket fence panels – designed to fit Ameristar's Montage® residential panels. Included screws are for steel panels.
3. 4.69" c/c (119.6mm) – 3/4" picket – available for 8' – 19 picket fence panels. Included screws are compatible for both steel panel and aluminum panel mounting.
4. Visit PupProtect.com for detailed current drawings of the different styles. Specifications are subject to change without notice.

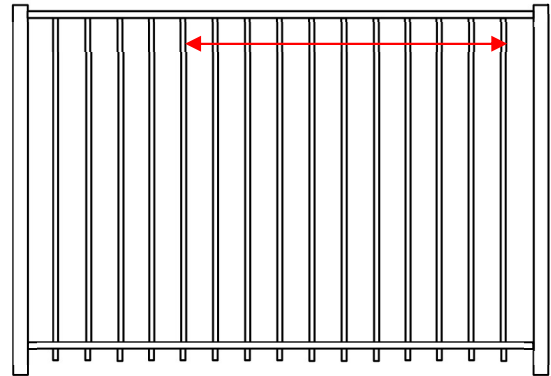
Slight differences in spacing generally are difficult to notice and have little effect on the functionality. Most versions come in split sections for both shipping and to make installation easier. Due to variations in various manufacturer's spacing splitting the sample into two sides for each panel allows the center of the puppy panel to be centered in the respective side of the fence panel, mitigating any compounding effect of a slight difference in the spacing between the fence panel and the puppy panel. Our standard versions fit the vast majority of common fence panels.

Using solid steel galvanized wire with a polyester powder coated finish has several advantages:

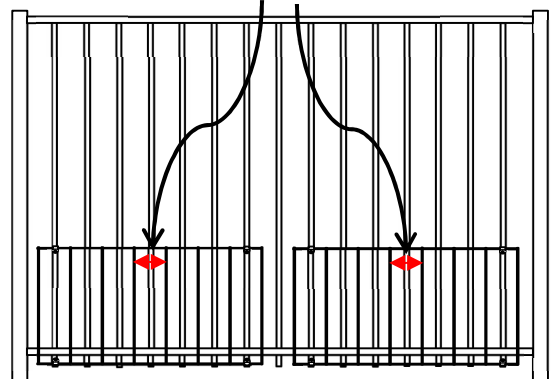
1. Hollow steel tubing rusts from the inside out. For tubular aluminum fencing this kind of failure is known as aluminum oxide. PupProtect's solid steel wire avoids the "from the inside" source of coating failure.
2. PupProtect's steel round wire can be flexed around the curve of a custom fence panel or our exclusive design can be formed to follow a grade.
3. Outstanding adhesion of the polyester permits the wire panel to be formed without excess flaking of the coating.
4. The heavy gauge wires of PupProtect actually flex less horizontally than many of the fence panel pickets they are mounted on yet are visually unobtrusive.

Visit [www.PupProtect.com](http://www.PupProtect.com) for the most current information including detailed instructions, drawings, optional mounting techniques and warranty information.

Measure 10 openings – near side to far side.



Center each side



## PRODUCT SELECTION GUIDE

### 18" TALL with SIZES to FIT MOST MAJOR FENCE BRANDS 5/8" and 3/4" PICKET PANELS:

Determine the center to center spacing and picket width of fence to be enhanced and compare it to the styles shown and the Part Number on this box. An average of multiple openings is best. Small differences will largely be cosmetic and not affect the functionality. Size specifications are subject to normal manufacturing tolerances. May be trimmed for shorter sections.

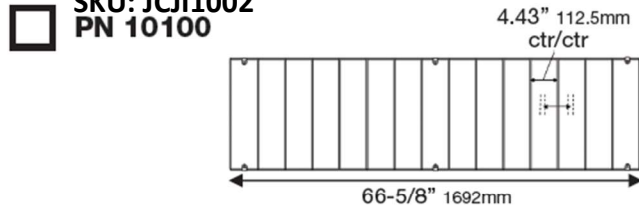
#### 18" de altura con TAMAÑOS para adaptarse a la mayoría de las marcas principales de cercas paneles de 5/8" y 3/4" PICKET:

Determinar la separación entre centros y el ancho de piquete de valla que se potencie y compararlo con los estilos que se muestran y el número de parte en esta caja. Un promedio de múltiples aberturas es mejor. Las pequeñas diferencias serán en gran parte cosmético y no afecta a la funcionalidad. especificaciones de tamaño están sujetos a tolerancias de manufactura. Puede ser recortado para secciones más cortas.

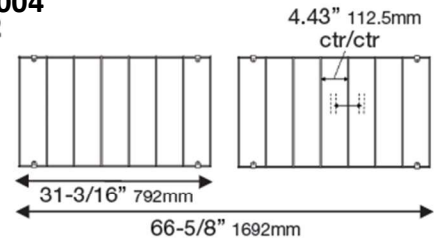
### AVAILABLE STYLES FOR 6' ALUMINUM PANELS WITH 15 VERTICAL 5/8" PICKETS: Included screws work on aluminum only

Estilose disponible para 6' paneles de aluminio con 15, 5/8" piquetes: (Los tornillos incluidos funcionan sólo en aluminio)

**SKU: JCJI1002**  
**PN 10100**



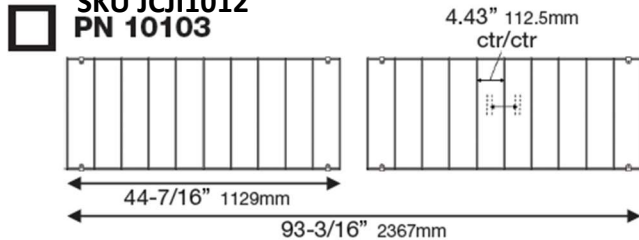
**SKU: JCJI1004**  
**PN 10102**



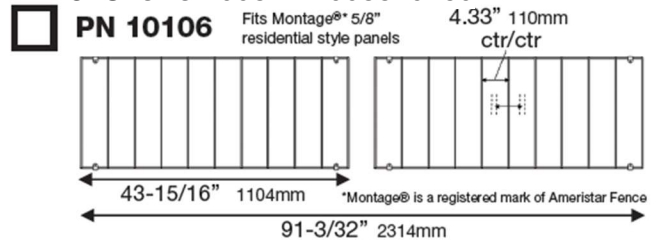
### AVAILABLE STYLES FOR 8' PANELS WITH 21 VERTICAL 5/8" PICKETS:

Estilose disponible para 8' paneles de acero con 21, 5/8" piquetes:

**SKU JCJI1012**  
**PN 10103**



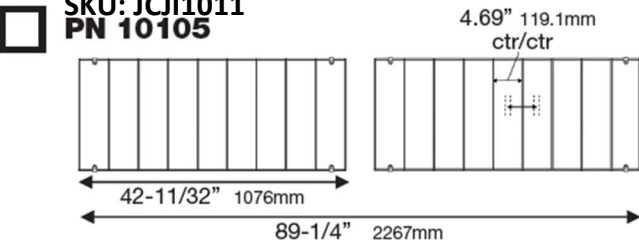
**SKU: JCJI1008 - W008820250**  
**PN 10106**



### AVAILABLE STYLE FOR 8' PANELS WITH 19 VERTICAL 3/4" PICKETS:

Estilose disponible para 8' paneles de acero o de aluminio con 19, 3/4" piquetes:

**SKU: JCJI1011**  
**PN 10105**



Typically **COMMERCIAL** not Residential

#### COLOR:

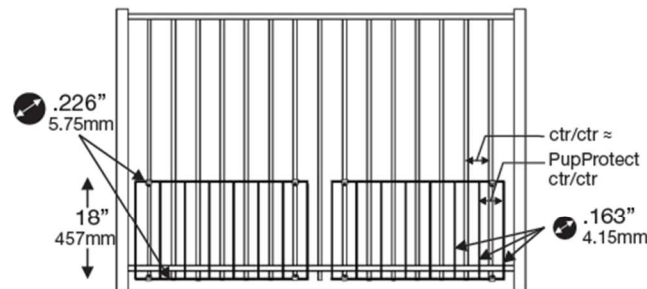
All panels are black  
unless otherwise marked

### Typical installation shown

Most styles come in 2 sections per panel.


#### Instalación típica muestra

La mayoría de los estilos vienen en 2 secciones por panel.



### Alternative installation methods with included hardware.

Métodos de instalación alternativos con el hardware incluido.



**LARSEN INNOVATIONS, LLC**

DESIGNED IN THE USA

Patented - © Larsen Innovations LLC 2022

**NOTICE - READ BEFORE PURCHASE: WARNING:** This or similar products, should not be added to a "pool fence" as they will make most pool barriers NON-CODE Compliant. Not all pets can be trained for containment. Larsen Innovations LLC CANNOT guarantee that the panel will contain a pet in all cases. If for any reason you believe that your pet could pose a danger to himself or others if it were able to breach the panel you should not rely exclusively on the panel for containment. In ALL cases pets should be monitored when first introduced to the enclosure using the panel. Larsen Innovations LLC shall NOT be liable for any property damage, economic loss or consequential damages sustained as a result of any animal breaching the system. If you are unsure whether this is appropriate for your pet please consult your veterinarian or certified trainer.

**AVISO - LEA ANTES DE ADQUISICIÓN: ADVERTENCIA:** Este producto o similares, no deben ser añadidos a una "Valla de la piscina" ya que hará que la mayoría de las barreras en las piscinas NO CÓDIGO Obediente. No todos los animales domésticos pueden ser entrenados para la contención. Larsen Innovations LLC NO PUEDE garantizar que el panel contendrá un animal de compañía en todos los casos. Si por alguna razón usted cree que su mascota podría suponer un peligro para el mismo o para otros si fuera capaz de penetrar en el panel que no debe basarse exclusivamente en el panel de contención. En todos los casos los animales domésticos deben ser monitoreado cuando se introduce primero en el recinto con el panel. Larsen Innovations LLC No será responsable por cualquier daño a la propiedad, pérdidas económicas o daños consecuentes sufrido como consecuencia de cualquier animal violar el sistema. Si no está seguro de si se trata de adecuada para su mascota por favor, consulte a su veterinario o a un entrenador profesional.