








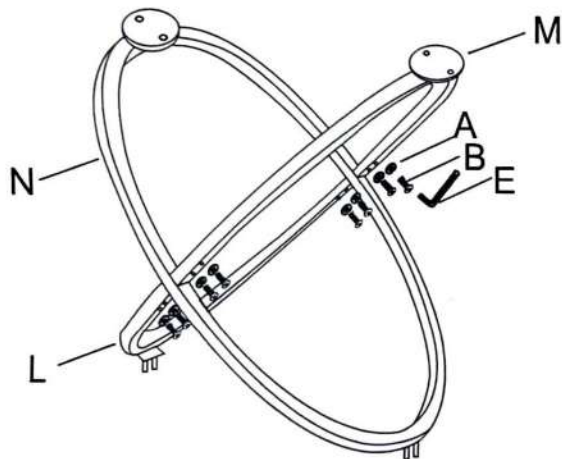


ASSEMBLY INSTRUCTIONS

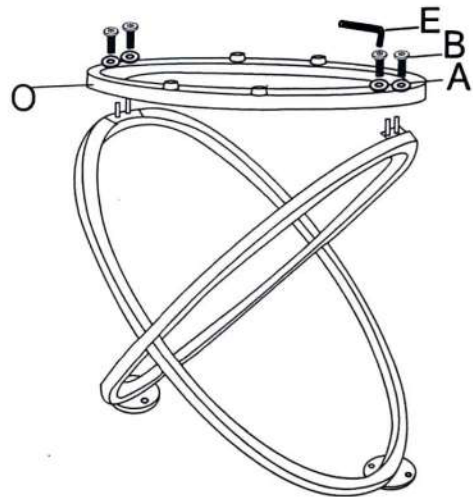
**NOTE: THIS ITEM NOT RECOMMENDED FOR COMMERCIAL USE
KEEP THIS DOCUMENT FOR REFERENCE IN CASE PARTS ARE NEEDED DO
NOT TIGHTEN SCREWS UNTIL COMPLETELY ASSEMBLED!!**

NO	DESCRIPTION	QTY	NO	DESCRIPTION	QTY
A	 WASHERS M8*16MM	16PCS	K	 CKTL TOPGLASS 122*81.3**8MM	1PC
B	 BOLTS M6*12MM	12PCS	L	 CKTL BASES	1PC
C	 BOLTS M8*10MM	4PCS	M	 CKTL BASES	1PC
E	 CURVED WASHERS	1PC	N	 CKTL BASES	1PC
			O	 CKTL BASES	1PC

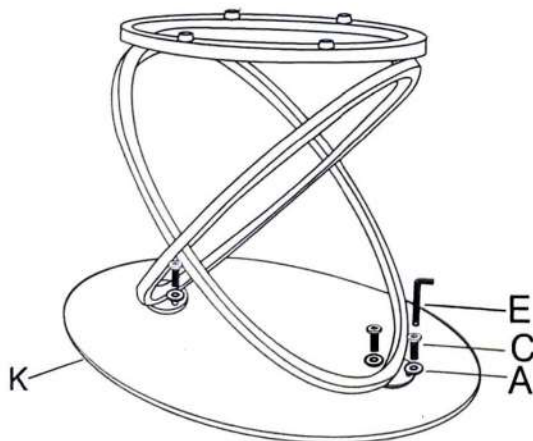
STEP 1



STEP 2



STEP 3



STEP 4

