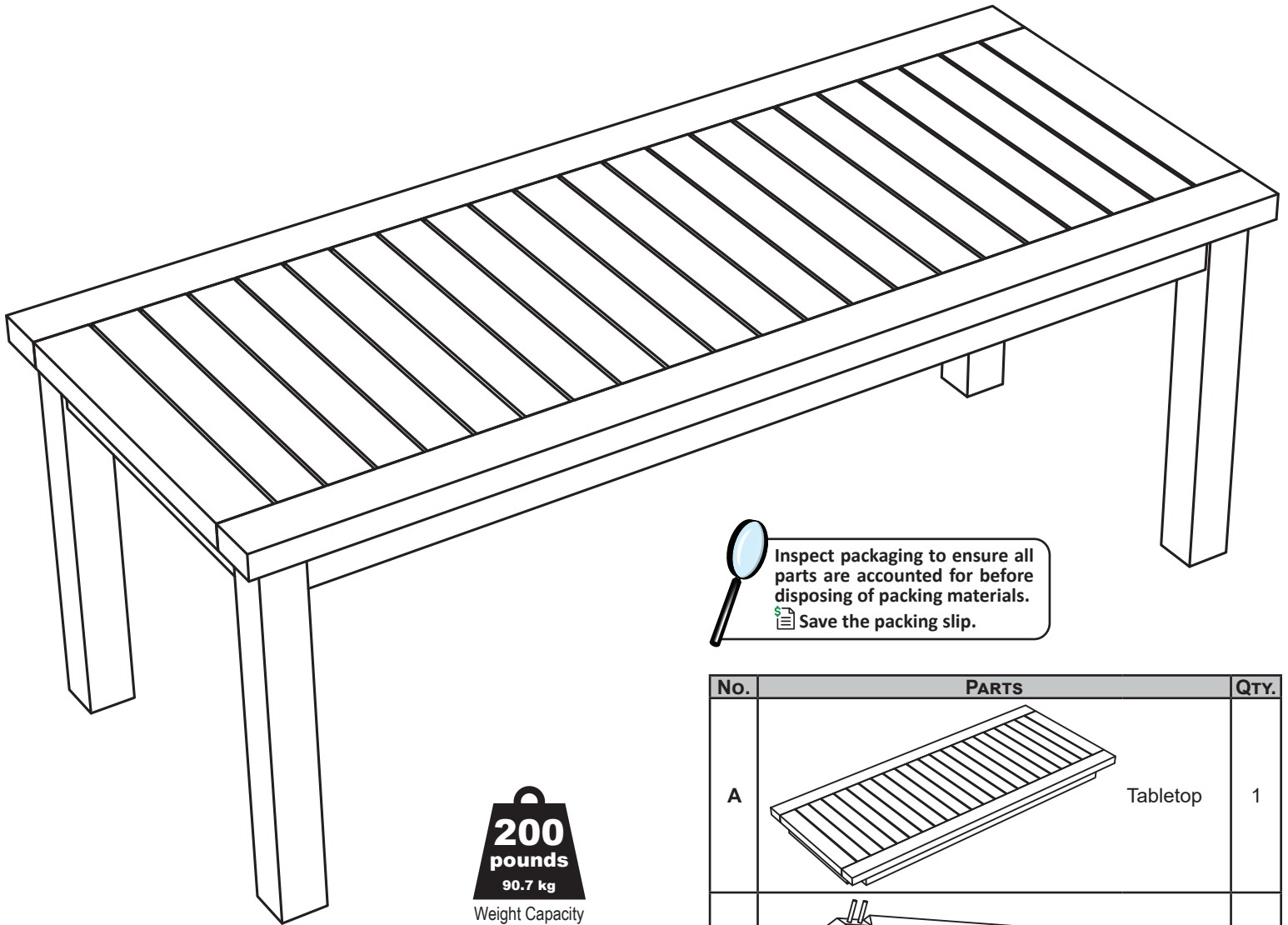


TEAK COFFEE TABLE

Review all assembly and care instructions carefully before using this product. Save this manual for future reference.
Assemble components on a soft, clean surface to avoid damaging the finish.



Inspect packaging to ensure all parts are accounted for before disposing of packing materials.
Save the packing slip.

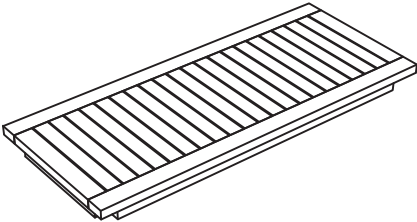

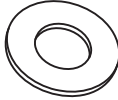

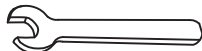
200
pounds
90.7 kg
Weight Capacity



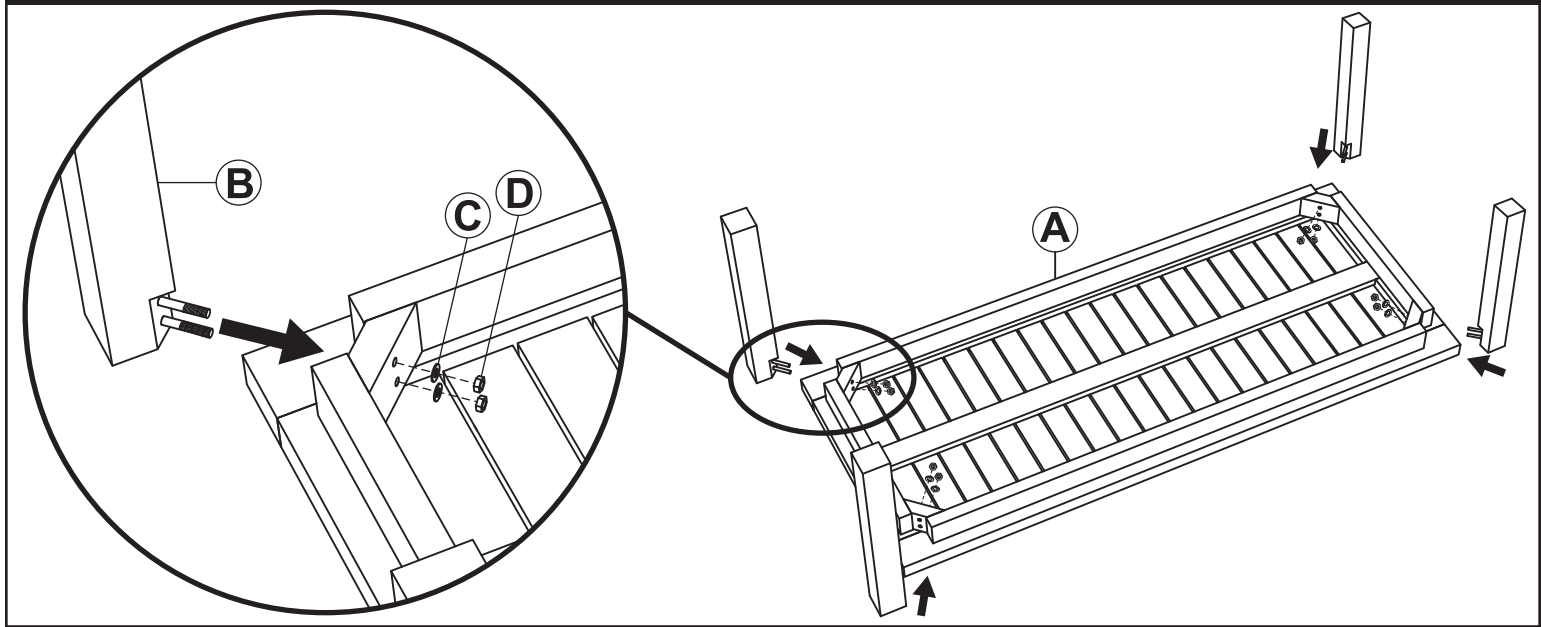
WARNING



CHOKING HAZARD — This item contains small parts that can be swallowed. Keep children and pets away during assembly.

No.	PARTS	QTY.
A	 Tabletop	1
B	 Leg	4
C	 Washer	8
D	 Nut	8
E	 Spanner	1

ASSEMBLY



Care & Maintenance

SAFE USE: For residential use only. Only use on a flat, level surface. Do sit or stand on any part of this item.

CLEANING: Wet down the furniture with clean water. Mix 1 cup of vinegar with 1 gallon of water and use a soft plastic brush to scrub the furniture. Do not use metal brushes as they can scratch and damage the wood.

Rinse thoroughly with clean water. Place the furniture in a shaded area to dry; do not allow it to dry in direct sunlight. Allow at least 24 hours of dry-time before using or attempting to clean it again. Some harder-to-clean stains may require a store-bought teak cleaner. When cleaning your teak, always start with the mildest cleaning solution. Follow the manufacturer instructions of store-bought cleaners carefully.

INSPECT: Periodically check hardware and tighten as necessary.

EXPOSURE: Over time, sunlight and weather elements may change the color of natural wood. Avoid leaving wooden furniture in the rain or high-humidity climates as wood can expand and contract with humidity changes; you may need to tighten fittings periodically. If this item is not used for extended periods, we recommend covering or storing it indoors.

WINTER CARE & STORAGE: Cover and store furniture indoors during the winter to protect it from ice and snow. Doing so will preserve the appearance and integrity of the unit.

MAINTENANCE: This item was treated with teak oil at the factory. To maintain the appearance, apply a suitable penetrating Wood, Teak or Linseed Oil (not included) yearly, or when the wood looks particularly dry. Clean the unit and bring it into a warm, indoor location. Allow the unit to thoroughly dry before applying oil; drying may take several days. Only apply oil to wooden surfaces. Use a soft cloth or soft brush and carefully apply oil as directed by the wood oil manufacturer.

! SAFETY STATEMENTS & WARNINGS !

- Do not exceed the weight capacity of the furniture.
- Do not put hot items on or near furniture.
- Keep furniture a safe distance from heat sources such as fire pits, patio heaters, and grills.
- Do not allow children to use this product without adult supervision.
- Do not use harsh chemicals or abrasive materials to clean the furniture.
- This product is for residential use only; institutional or commercial use will automatically void the product warranty.

Any modification to the product or failure to follow recommended care will void the product warranty.

If you experience issues with assembly or the product was damaged during shipping, please contact our customer service team through one of the methods mentioned at the top of page 1. Please have the item number and order information ready to expedite response time.

! WARNING:

Manufacturer and seller expressly disclaim any and all liability from personal injury, property damage or loss, whether direct or indirect, or incidental, resulting from the incorrect attachment, improper use, inadequate maintenance, or neglect of this product.