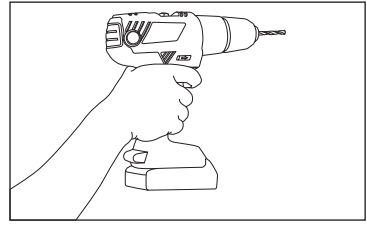


# Installation

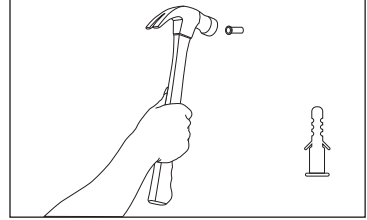
## Step 1:

Mark a point in the position where you want to install and drill hole at the marked point.



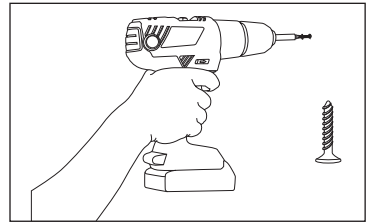
## Step 2:

Hammer the wall anchor into the hole.



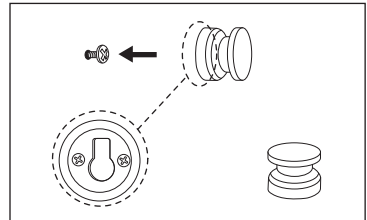
## Step 3:

Screw the screw in. ( **NOT** totally in, leave part out for hanging. )



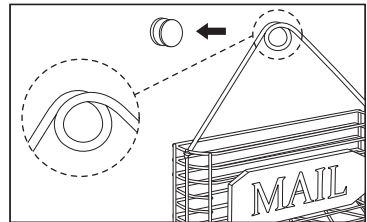
## Step 4:

Hang the wooden hook onto the screw.



## Step 5:

Hang the mail holder on the wooden hook. (**Note: wrap around along the wooden hook once more to keep the mail holder more stable**)



## Step 6:

Small hooks can be used to hang small items like keys. You can choose the right amount to hang on the iron wire according to your needs.

