






ASSEMBLY INSTRUCTIONS SCARSDALE PIER

Thank you for purchasing this quality product. Be sure to check all packing material carefully for small parts that may have come loose inside the carton during shipment.

| Parts key | | | | | | | |
|-----------|--------|------------------------|----|-------|----------------|----|-------------|
| No | Qty | Description | No | Qty | Description | No | Description |
| 1 | 1 pc | Cabinet | 6 | 1 pc | Spot Light | | |
| 2 | 1 pc | Top Drawer Complete | 7 | 2 pcs | Glass Shelf | | |
| 3 | 1 pc | Bottom Drawer Complete | 8 | 2 pcs | Floor Leveler | | |
| 4 | 2 sets | Pull w/Screws | 9 | 2 pcs | Floor Glide | | |
| 5 | 2 sets | Full Extension Glide | 10 | 1 set | Anti - tip kit | | |

PLEASE NOTE : To help prevent the possibility of tip-over, install the ANTI-TIP OVER restraint provided.

| Hardware kit | | | | |
|--------------|---|---------|-------|--|
| No | Description | Qty | | |
| A |  Metal plate | 2 pcs | | |
| B |  Bolt | M6 x 15 | 4 pcs | |
| C |  Lock washer | M8 | 4 pcs | |
| D |  Flat washer | M8 x 16 | 4 pcs | |
| E |  Allen Key | K4 | 1 pc | |

