

ASSEMBLY INSTRUCTIONS FOR BACKLESS BENCH

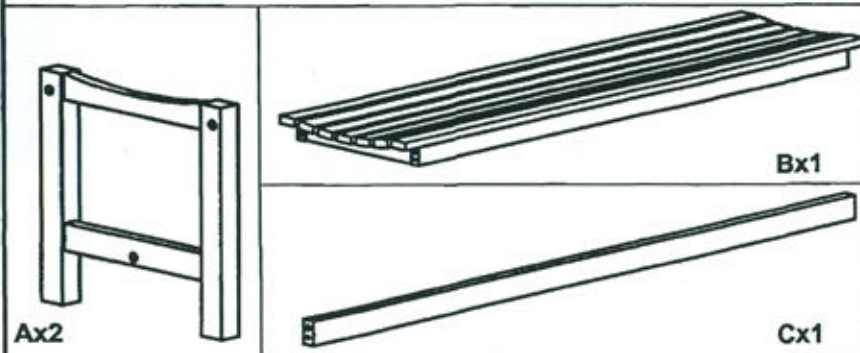
STOP! PLEASE READ FIRST:

Thank you for purchasing this item






Please verify all the hardware and components are included as you unpack the carton. Place the items in a safe area to avoid loss and damaging contents. Use a soft area or the empty box to assemble the item.

ASSEMBLY TIPS: Assemble on its side while following pictured instructions. Never over-tighten any screws or bolts. It's best to assemble with 2 people.

Please review the "PLEASE OIL ME" card for how to care & maintain your new furniture.



LIST OF HARDWARE

NO.	HARDWARE	QTY.
1	F-screw 7*60 	02
2	F-screw 7*90 	04
3	Allen Key 4 	01
4	Wood Dowel Ø10x40 	06
5	Portable Drill Bit 	01

