

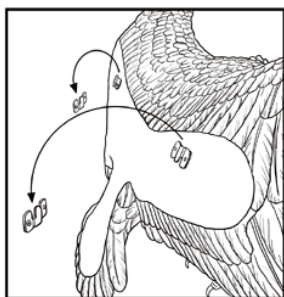
# design TOSCANO®

## INSTRUCTIONS FOR YOUR PRODUCT

Thank you for your recent purchase of this Design Toscano hand-sculpted piece of wall art. We have taken great care to create this piece especially for you. Please review these instructions and mount this piece with care.

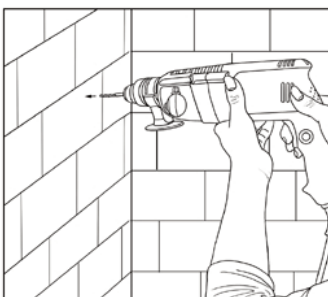
### Step 1

Line up plates on eagle with plates on wall.



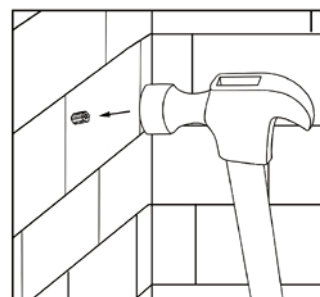
### Step 2

Drill holes into wall.



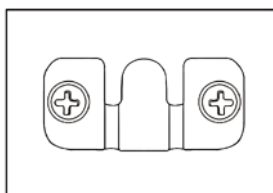
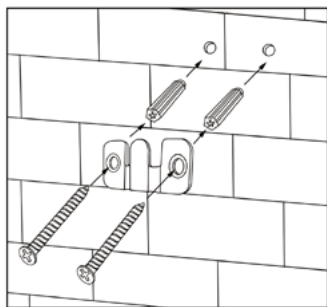
### Step 3

Tap anchors into holes.




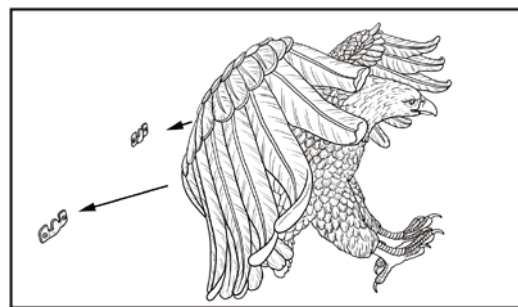
### Step 4

Screw mounting plate into anchors.



### Step 5

Place eagle onto mounting plates.



Final  
mounted  
product.