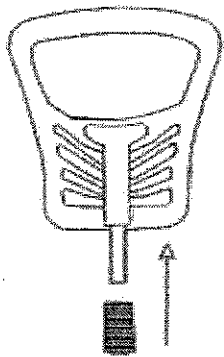
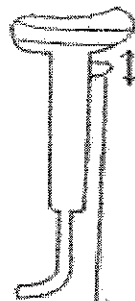


Assembly Instruction

(1) X1



(4) X2

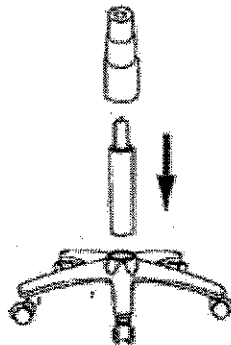


Pull up or press down
to adjust the armrest height.

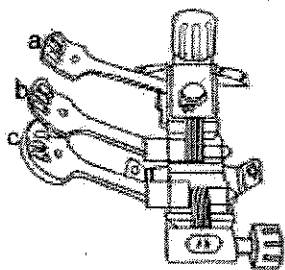
(2) X1



(5) X1




(3) X1



a: Height Controller
b: Tilt
c: Backrest Controller

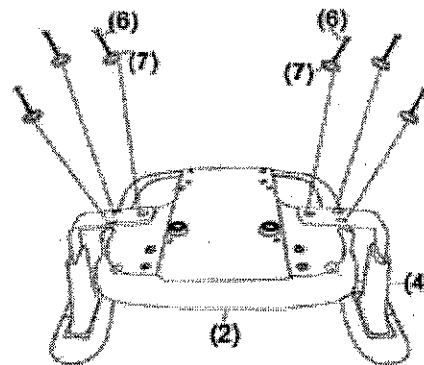
(6) X10 6X20



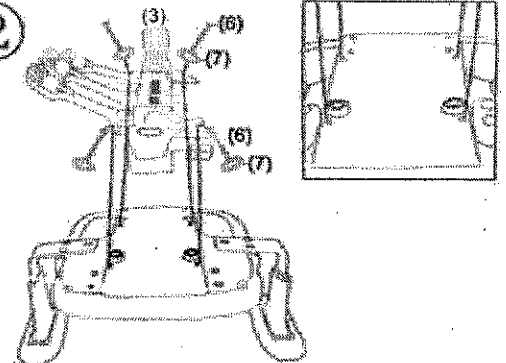
(7) X10 6X18



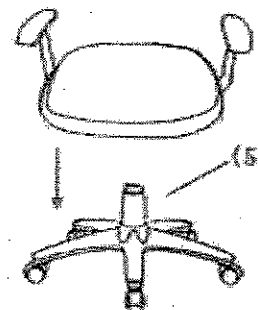
①



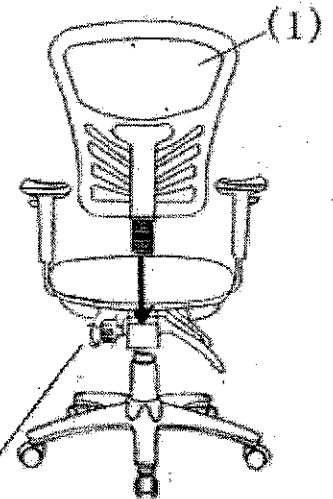
②



③



④



Insert the back into the mechanism
and adjust to desired height, turn the
button counter-clockwise until it is
screwed in tightly.

⑤

