







ASSEMBLY INSTRUCTIONS

**KEEP THIS DOCUMENT FOR REFERENCE IN CASE PARTS ARE NEEDED
DO NOT TIGHTEN SCREWS UNTIL COMPLETELY ASSEMBLED !**

| No. | DESCRIPTION | Q'TY | No. | DESCRIPTION | Q'TY |
|-----|-----------------------------|------|-----|--|-------|
| A | TABLE TOP / DESSUS DE TABLE | 2pcs | 1 | BOLT(5/16"x1-7/8")  | 8pcs |
| B | TABLE LEAF / RALLONGE | 1pc | 2 | BOLT(5/16"x1-3/8")  | 14pcs |
| C | TABLE BASE PANEL | 2pcs | 3 | SPRING WASHER(5/16")  | 22pcs |
| D | TABLE LEG | 4pcs | 4 | METAL WASHER(5/16")  | 22pcs |
| E | TABLE STRETCHER | 2pcs | 5 | WOOD SCREW(M4x45mm)  | 4pcs |
| F | TABLE DOWN STRETCHER | 2pcs | 6 | ALLEN KEY  | 1pc |

