


# Hisense

# 12000

BTU

UltraSlim Window AC  
With Inverter Technology  
& Easy Installation Bracket  
550 SQ. FT

## Significant Features



- Ultra-slim profile offers powerful cooling without sacrificing the look of your property
- Easy installation bracket for robust support and keeps the unit securely in place
- Less energy consumption and stable temperature control thanks to inverter technology
- Ultra-quiet operation with advance inverter technology and structural design to block outdoor noise
- ConnectLife app allows easy control on your mobile phone anytime, anywhere
- 3 different modes (Cooling, Fan, Dehumidifier) for flexible usage
- Washable, removable filter for easy maintenance
- 4-way air direction provides even distribution of cool air



2 Year Warranty



Inverter Technology



3 Modes – Cool,  
Fan and Dehumidifier



ConnectLife  
Smart App



115 Volt/15 Amps.



E-Star Certified



The Hisense Ultra Slim Window Air Conditioner is the perfect blend of style and performance, designed to fit seamlessly into any room with its sleek, slim profile. Despite its compact size, it delivers a powerful cooling experience, ensuring your space remains refreshingly comfortable even on the hottest days. Enjoy a peaceful environment with ultra-quiet operation, allowing you to relax or work without disruption. With easy installation and a safety bracket for added security, this air conditioner offers both convenience and peace of mind for your home or office.

Performance	
Cooling Capacity (BTUs/hr)	12,000
CEER	15
Coverage	550 sq ft
Dehumidification Pint/ 24 hr	31.2
Refrigerant	R-32/390g
Airflow (CFM) (High/ LOW)	165-260
Noise Level (dB)	35(Quiet Mode)/55
Electrical	
Voltage/ Frequency/ Amps	115V, 60 Hz, 12A
Plug Type/ NEMA#	A/ 5-15P
Watts-cooling	1120
Electrical Receptacle	115V/ 15A
Power Cord Length (feet)	6ft. (1.8m)
Control Features	
Thermostat Type	Electronic
Fan Speeds - Cool/Fan	3/ 3
Display Type	LED
Timer	YES
Unit Features	
Chassis Type	Fixed
Air Deflection	4-Way
Air Discharge Type	Top
Washable Filter	YES, Easy Access
Accessories	
Installation Bracket	YES
Remote Control	YES
Approvals	
Safety	cULus
Energy Star	YES

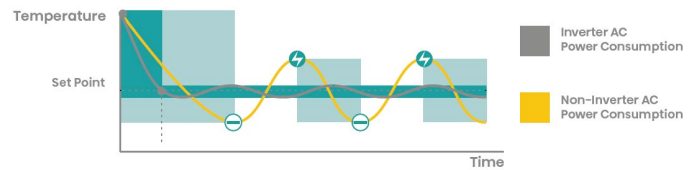
Product Dimensions	
Unit Dimension W x H x D (mm)	515 x 370 x 520
Net Weight (kg) (Kits Not included)	25
Unit Dimension W x H x D (inch)	20.3 x 14.6 x 20.5
Net Weight (lb) (Kits included)	63.9
Product	
Parts & Labor	2 years
UPC	

### Related Images

### Benefits of Inverter Technology



Inverter technology automatically adjusts the operating power according to the ambient temperature, therefore being extremely quiet and energy efficient.



**Hisense**

**Slimmest**  
Slimmest indoor profile in the industry

- Innovative heat exchange & air tunnel structure design
- Privacy curtains
- Small volume with large air volume

**Hisense**

**Free**  
Open the window freely for fresh air

- Does not lock window latch

**Hisense**

**Quiet**  
Ultra-quiet design

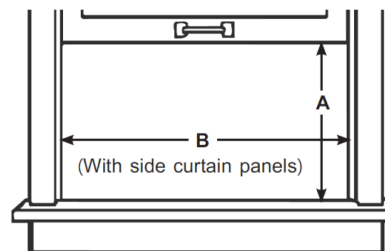
- Internal and external noise isolation
- Cross-flow fan
- Inverter technology
- Intelligent control

**Hisense**

**Easy**  
Innovative easy installation


- Innovative bracket with user-friendly design
- Removable smart panel
- Sliding-seal window kit

### Window Opening



A: 15.2" min

B: 25" - 38.6"



All product, product specifications, and data are subject to change without notice to improve reliability, function, design or otherwise. ©2021 Hisense USA, All rights reserved