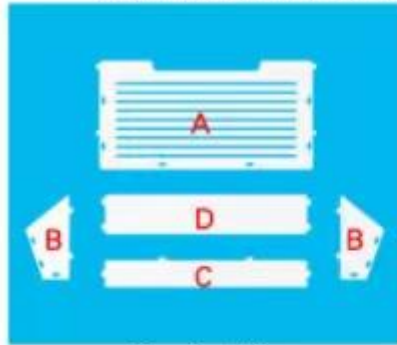


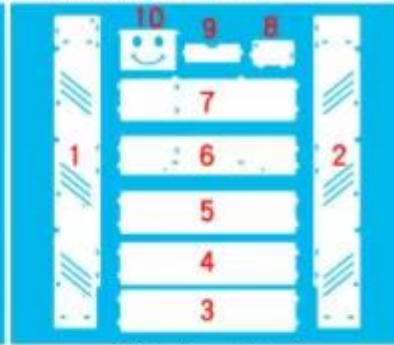
## Installation Instruction

The product has a simple structure, and girls can also be installed with their bare hands.

After receiving the product, please note the number of accessories counted and check the quality of the product. Please contact us promptly if the product is damaged.




Flap Lattice




Cabinet Body

### Flap Lattice Installation Method




1 Insert the lattice C board into the B board.



2 Insert the D board.



3 Install the second B board.



4 Insert the installed board into the A board.



**Note** Install the cabinet before the first board 1 corresponding to the hole and then install the transparent limit screws.

## Cabinet Body Installation Method

