

# euø style

## Assembly Instructions

### GILBERT Small (24x48") Desk



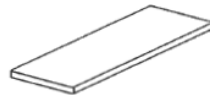
A (2 pcs)



B (2 pcs)



C (2 pcs)



D (1 pc)



E (4 pcs)



F (4 pcs)

1/4" x 2"



G (8 pcs)

1/4" x 1-1/2"



H (3 pcs)

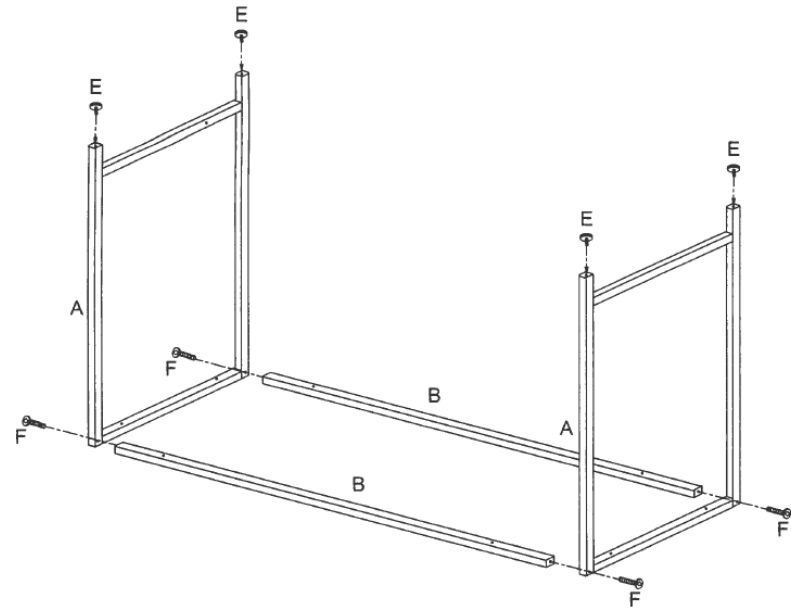
1/4" x 1/2"



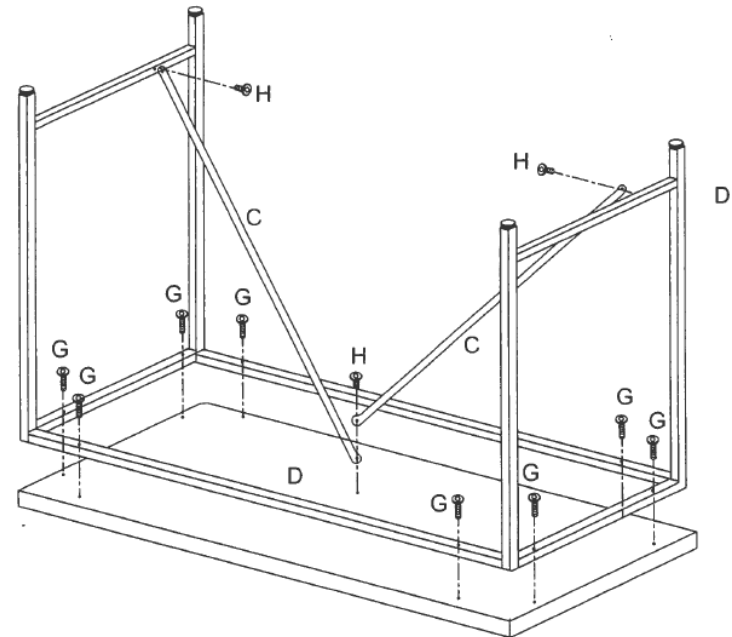
I (1 pc)

PLEASE NOTE: Check that you have received all components and hardware before assembling. If you are missing any parts, contact your retailer.

1



2



During assembly, hand tighten screws only. When all screws are in place, then tighten completely.