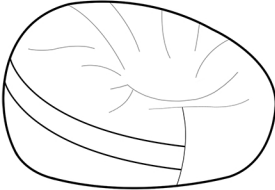


User Manual
Bean Bag




Please read this manual carefully before any operation and keep it properly for future use.

Assembly Instruction

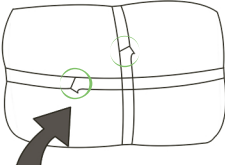
STEP 1

Carefully cut open the carton to avoid puncturing the plastic bag inside. Remove the sofa cover package and the individual inner bladder package (heavier package).



STEP 2

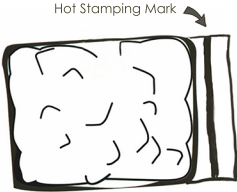
Cut the restraint straps binding the individual inner bladder, being careful not to puncture the vacuum compression bag.



1

STEP 3

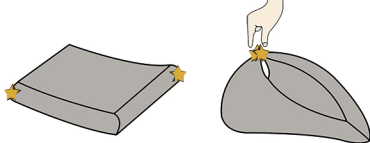
Find the seal of the compression bag (there is a 2cm hot stamped mark). Cut along the entire mark to completely open the seal.



2

STEP 5

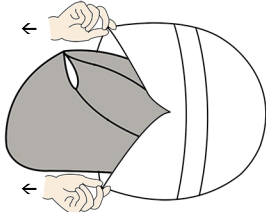
Fold bed like a taco from corner to corner.



3

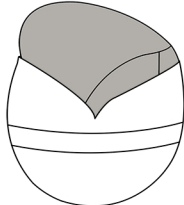
STEP 6

Pull cover on like a sock.



STEP 7

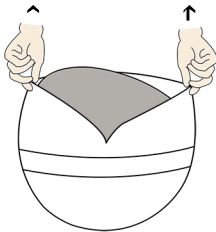
Rotate.



4

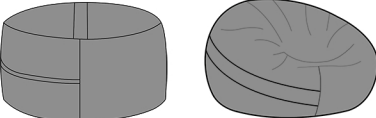
STEP 8

Bounce,shake,zip.



STEP 9

Finished product.



5