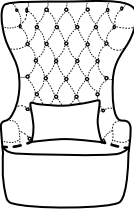
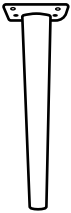
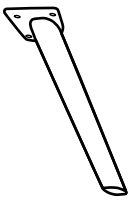
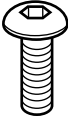
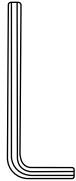









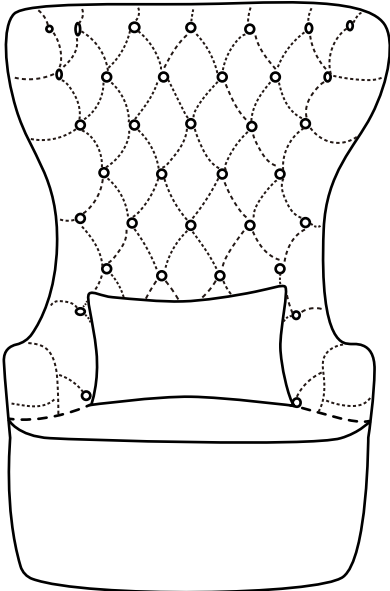
ASSEMBLY INSTRUCTION

<<Before assembling read all the instruction>>

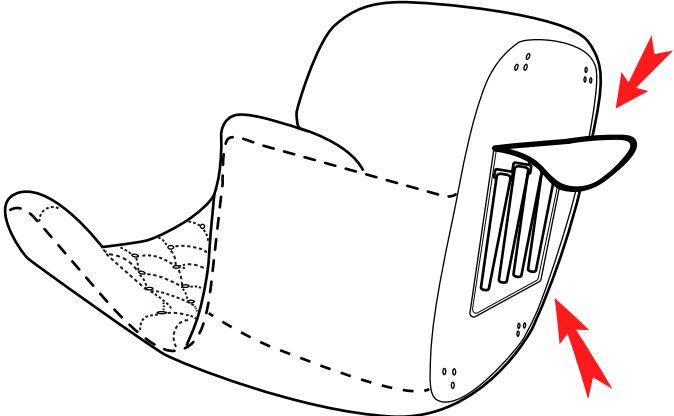
									x1
A Seat*1	B Front Leg*2	C Back Leg*2	D Screw*12	E M6*1	F Lock Washer*12	G Flat Washer*12	H Foot Pad*4		x1
									x1
									x1
									I Spare Parts

Note :Chair legs hidden under seat.Unzip bottom compartment.
 :Put all the screws into the hols site,and then tighten them .Do not tighten one by one.
 :Adjustable Metal Legs.The minor adjustment of the leg's height on uneven floor.

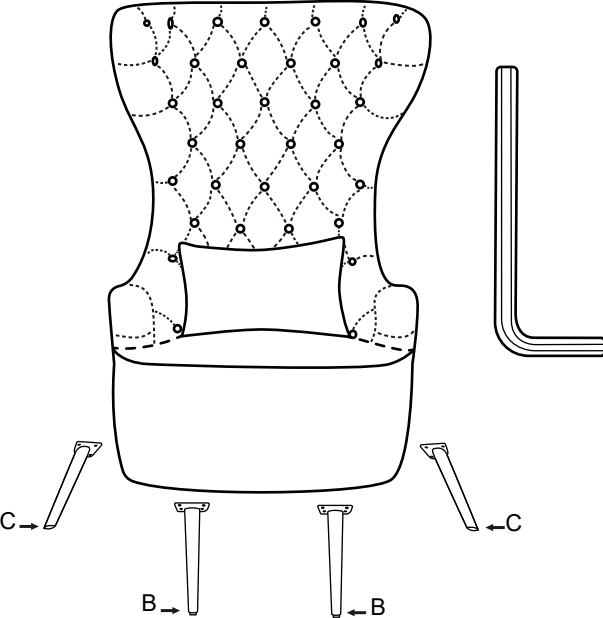
1



2 Chair legs hidden under seat. Unzip bottom compartment.



3



4 Each metal leg can be adjusted individually

