

INSTRUCTIONS

Installation Notes:

1. Before starting to assemble, please check the number of the parts referring to this instruction.
2. Before starting to assemble, please check the condition of the parts. If any damage is found, please contact us.
3. Be careful of the heavy board.
4. Handle with care to avoid damaging floor and the product.
5. Recommendation of 2-3 people for easier installation.
6. Assembly video is available, please contact us if necessary.

1-YEAR LIMITED WARRANTY

1. Provides limited warranty coverage to the original purchaser of this product for a period of one year from the date of purchase against defects in materials or workmanship of components.

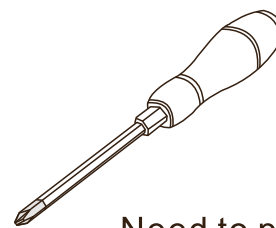

As used in this Warranty, "defect" means imperfections in components which substantially impair the utility of the product. This Warranty gives you specific legal rights, and you may also have other rights which vary from state to state.

2. There is no warranty coverage for defects or conditions that result from the **failure** to follow product assembly instructions, information or warnings, misuse **OR** abuse, intentional damage, fire, flood, alteration or modification of the product, or use of the product in a manner inconsistent with its intended use, nor any condition resulting from incorrect or inadequate maintenance, cleaning, or care. There is also no warranty coverage for rented products or any products purchased "used" or "as is", at a distress or going-out-of-business sale, or from a liquidator.

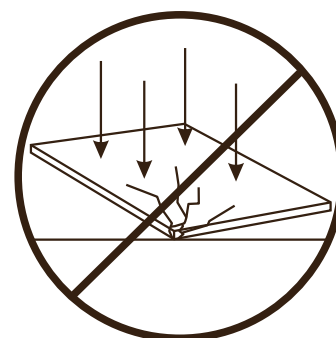
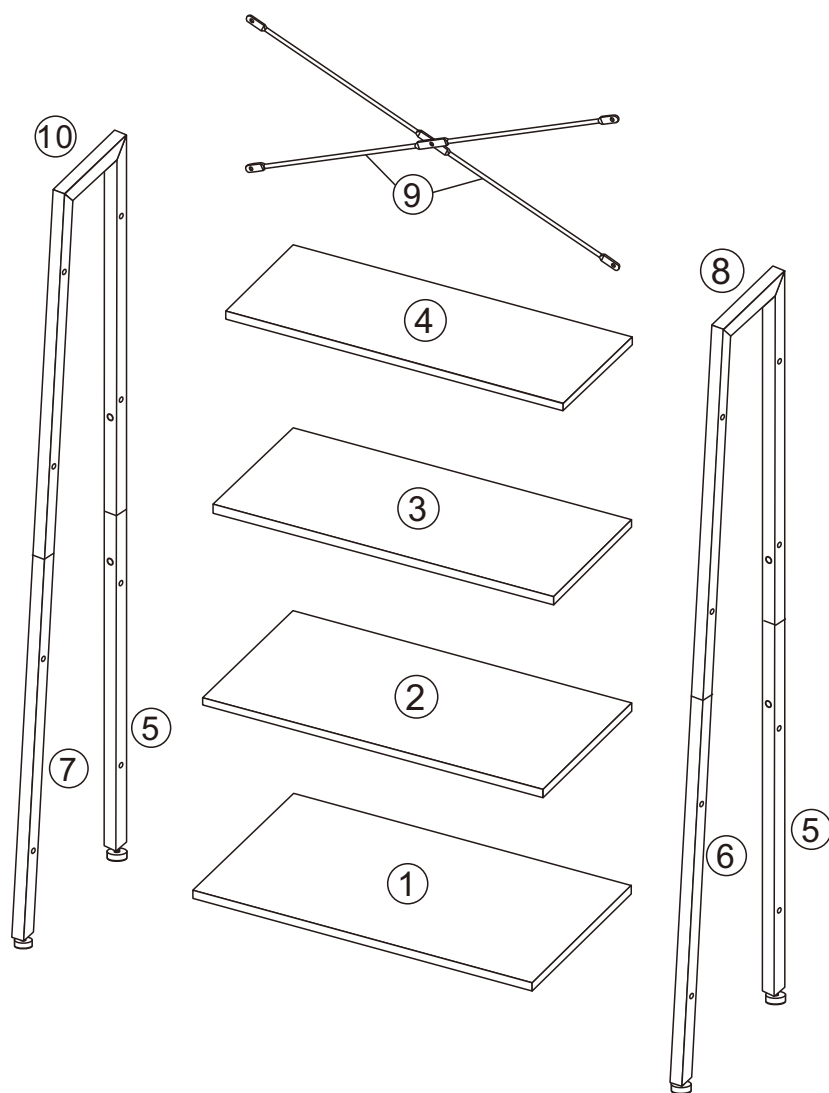
3. As the exclusive remedy under this Warranty, we (at our sole option) will repair or replace any defective furniture component. We may require independent confirmation of the claimed defect and proof of purchase. Replacement parts will be warranted for only the remaining period of the original Warranty. **SHALL HAVE NO LIABILITY for ANY INCIDENTAL OR CONSEQUENTIAL DAMAGES OF ANY KIND** and all such damages are **EXCLUDED FROM THIS WARRANTY**, such as loss of use, disassembly, transportation, labor or damage to property on or near the product. Some states do not allow the exclusion or limitation of incidental or consequential damages, so the above limitation or exclusion may not apply to you.

4. This Warranty applies only to warranted defects that first arise and are reported to within the warranty coverage period. The Warranty cannot be transferred to subsequent owners or users of the product, and it shall be immediately void in the event the product is resold, transferred, leased or rented to any third party or person other than the original purchaser.

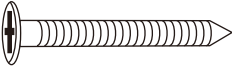
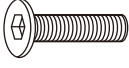


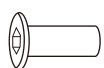
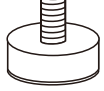
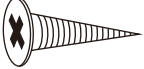

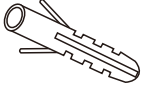
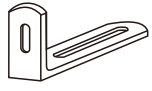


5. THERE ARE NO OTHER WARRANTIES APPLICABLE TO THIS PRODUCT. Under the laws of certain states, there may be no implied warranties from and all implied warranties, **INCLUDING ANY IMPLIED WARRANTY OF MERCHANTABILITY OR FITNESS FOR A PARTICULAR PURPOSE** are disclaimed where allowed by law. **TO THE EXTENT ANY IMPLIED WARRANTIES ARE APPLICABLE, ANY IMPLIED WARRANTIES, INCLUDING ANY IMPLIED WARRANTY OF MERCHANTABILITY OR FITNESS FOR A PARTICULAR PURPOSE, ARE LIMITED IN DURATION TO THE DURATION OF THIS EXPRESS WARRANTY** or the minimum period allowed by law, whichever is shorter. Some states do not allow limitations on how long an implied Warranty lasts, so the above limitation may not apply to you.

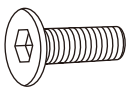





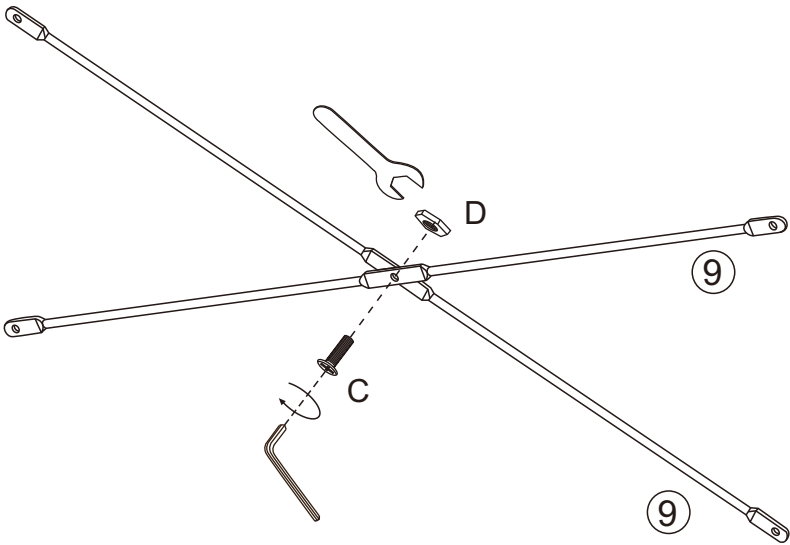
Need to prepare

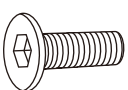

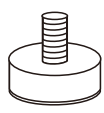


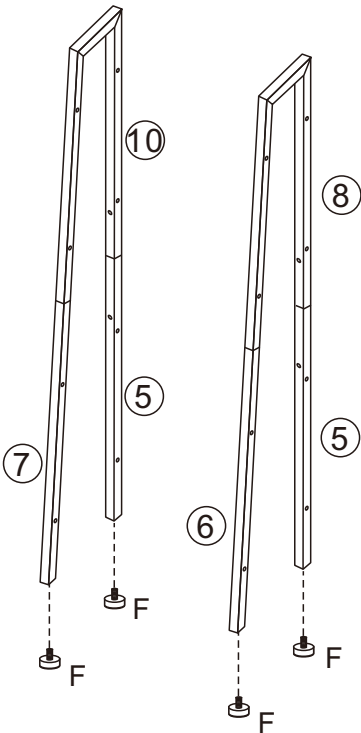
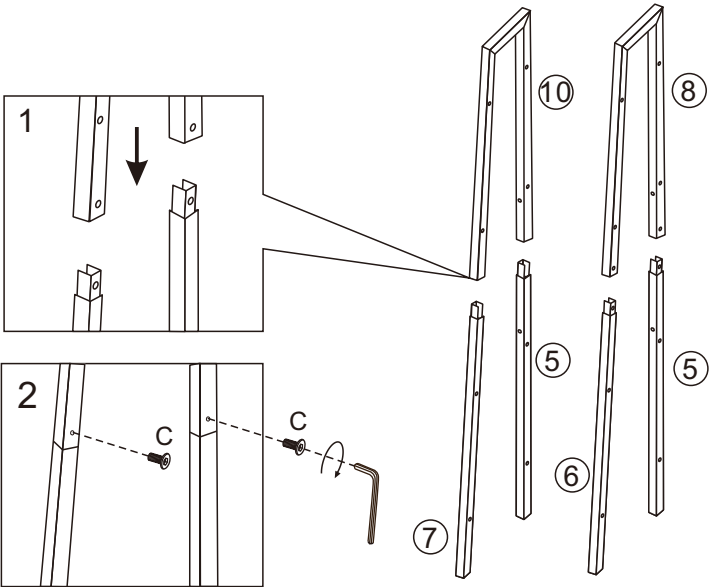
Wood board
is fragile

A  ST5X50mm 16pcs	B  M6X25mm 4pcs	C  M6X12mm 5pcs	D  M6mm 1pc	E  M6mm 4pcs
F  M8x20x10mm 4pcs	G  ST3.5X14mm 4pcs	H  ST4X25mm 2pcs	I  2pcs	J  2pcs
K  1 pc	L  2pcs			

1	C*1  M6X12mm	D*1  M6mm	 
---	--	--	--

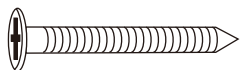


2	C*4  M6X12mm		3 F*4  M8x20x10mm	
---	--	---	---	--

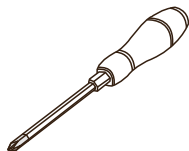


4

A*8



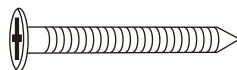
ST5X50mm



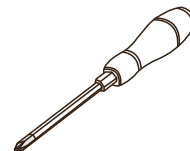
Need to prepare

5

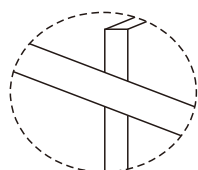
A*8



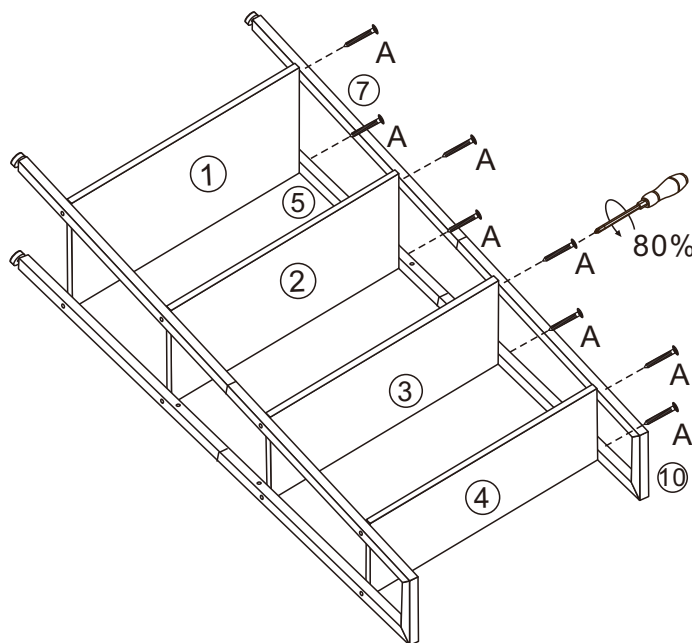
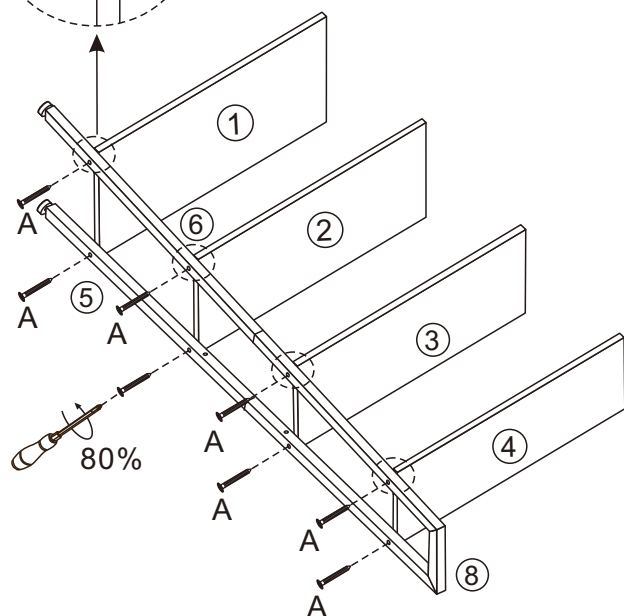
ST5X50mm



Need to prepare

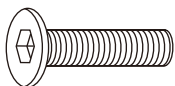


Please attention to panel orientation,
the upper part needs to exceed the
frames.



6

B*4

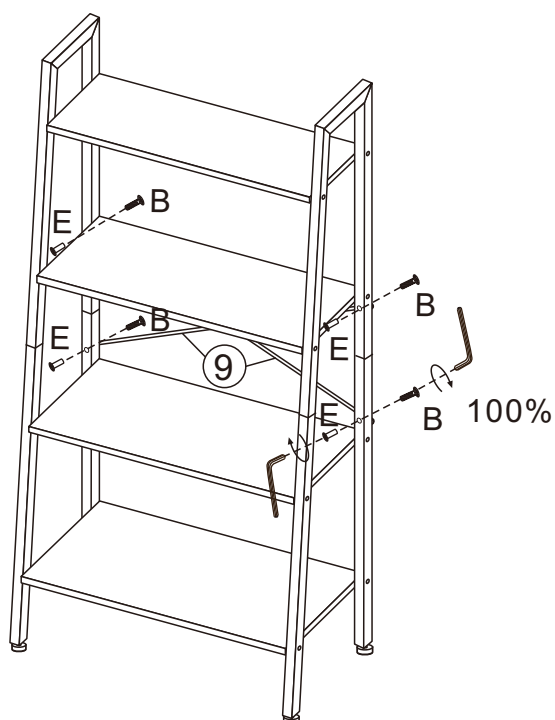


M6X25mm

E*4

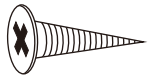


M6mm



7

G*4




ST3.5X14mm

H*2

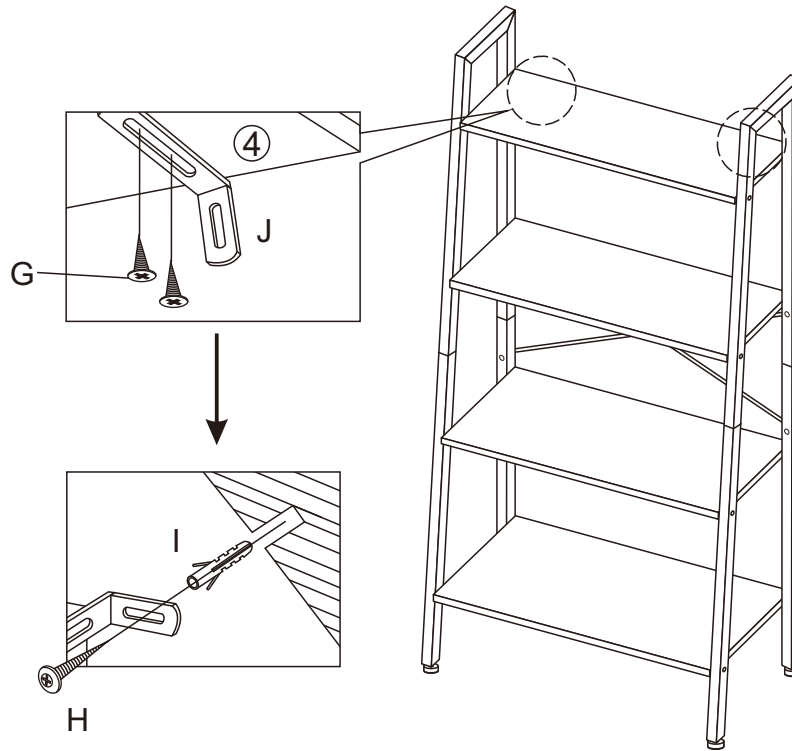
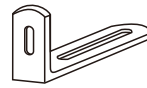


ST4X25mm

I*2




J*2



8

Finish



Maintenance and Repair

To protect your furniture, we recommend:

1. Avoid placing furniture in direct sunlight.
2. Keep away the products from children while assembling. Watch out for children climbing on the products.
3. Clean the products with clean rag.
4. If the product is stained with oil, please wipe with general detergent.
5. Clean the product with clean rag that is not easy to depilate, screw dry and wipe with water.
6. Please handle the product with care.