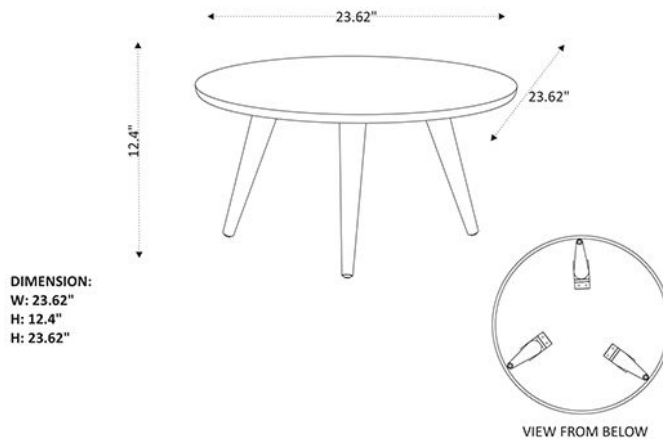


24" ROUND COFFEE TABLE

20 Minutes - ESTIMATED ASSEMBLY TIME

QUANTITY OF PEOPLE
TO ASSEMBLE THIS
FURNITURE



DIMENSION:
W: 23.62"
H: 12.4"
H: 23.62"

VIEW FROM BELOW

SPECIAL NOTES - TAKING CARE OF YOUR PRODUCT



NEVER USE A CHEMICAL CLEANING PRODUCTS, THEY CAN DAMAGE THE FINISH. FOR CLEANING, USE A SLIGHTLY DAMP CLOTH AND WIPE DRY.



NEVER LET LIQUIDS OR DAMP ON THIS FURNITURE.



TO AVOID DULLING OF THE FINISH, DO NOT PLACE FURNITURE IN DIRECT SUNLIGHT.



TO CLEAN, USE A SOFT OR SLIGHTLY DAMP CLOTH, THEN WIPE WITH A CLEAN, DRY CLOTH, PREFERABLY USE A NEUTRAL SOAP.

01

PRODUCT ASSEMBLY INSTRUCTIONS

BEFORE STARTING
Prepare the room starting the assembly leaving it completely clean and the area in good condition to start the work

Use the cardboard of the packing and the foam sheets protection to separate and support the parts removed from the boxes

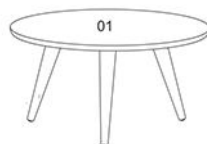
Qty Vol. - 02 BOXES



REQUIRED TOOLS ** TOOLS NOT INCLUDED **

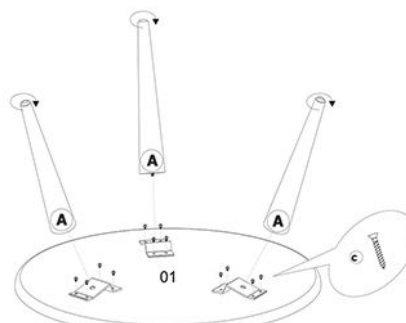
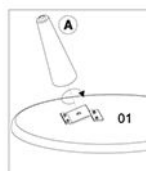
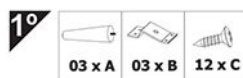


DESCRIPTION - PIECES



A ROUND TOP

A	1020829	03	WOODEN FEET
B	1020832	03	ANGLED SUP.FIXING FEET
C	1020156	12	SCREW 4,0 x 14mm



BEFORE FIXING THE SUPPORT, CHECK THE PRE-DRILLED INDICATION TO INSERT THE SCREWS.

02