





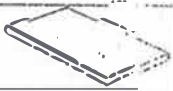

# Dining Table

## ASSEMBLY INSTRUCTION

### PARTS LIST

Item	Drawing	Description	Pcs
A		Bolt 5/16" x 2-1/4"	8
B		Flat Washer 5/16" x 23mm	8
C		Lock Washer 5/16"	8
D		Allen Wrench	1

### PARTS LIST

Item	Description	Drawing	Pcs
E	Table Top		1
F	Table Leg		4

