


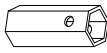
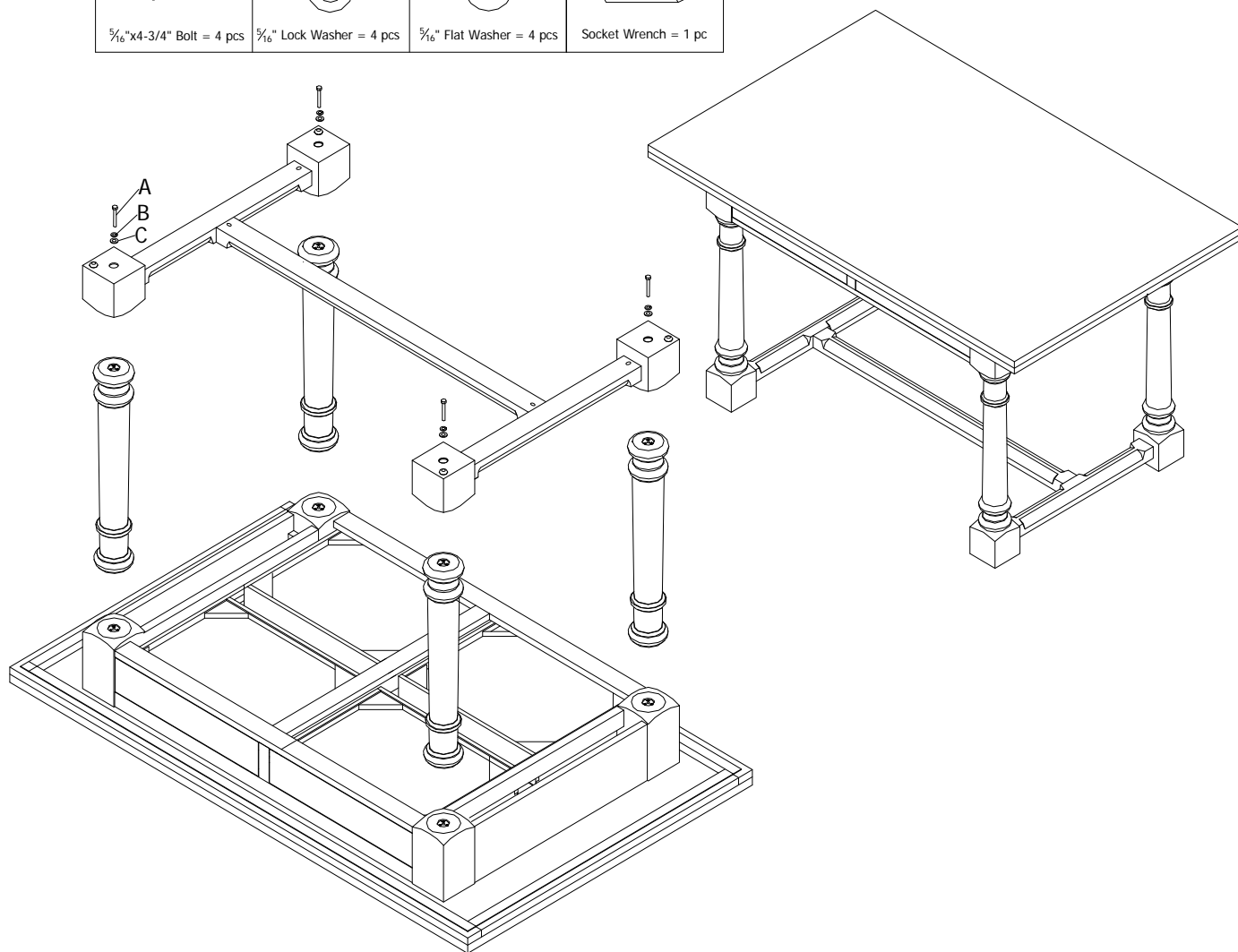


A	B	C	D
			
$\frac{3}{16}$ "x4-3/4" Bolt = 4 pcs	$\frac{3}{16}$ " Lock Washer = 4 pcs	$\frac{3}{16}$ " Flat Washer = 4 pcs	Socket Wrench = 1 pc



1. Place table top upside down on flat, clean, non-marring surface.
2. Insert bolted end of post into hole on corner of drawer box. Twist post clockwise until tight. Repeat for other (3) posts.
3. Place stretcher on posts so that holes in stretcher align with holes on posts. Bottom of stretcher should be facing upward.
4. Use Socket Wrench (D) to attach stretcher to posts with (1) lock washer (B), (1) flat washer (C), and (1) bolt (A). Repeat for other (3) posts, then fully tighten all bolts.
5. Return assembled table to its upright position and place in desired location.