

# wayfair® | Whirlpool Tub Cleaning Tips

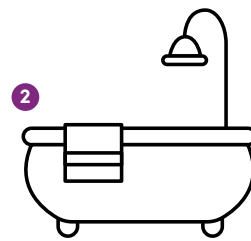
We love the whirlpool tub that you chose! To keep it looking like new, please review these cleaning tips. Be sure to consult your owner's manual for more detailed instructions, as specifications may vary across manufacturers. We recommend keeping a copy of this document for future reference.

## Cleaning

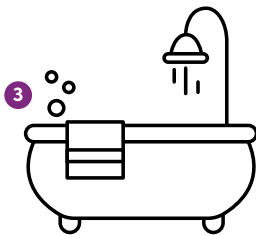
For regular use, clean monthly. For less frequent use, clean it every 2-3 months.



Wipe down the tub, removing any debris, and fill it with water at least 2 inches above the jets.




Add the cleaning agent; 2 cups of vinegar typically works well. Please consult your owner's manual to ensure it is compatible.



Turn off the air-induction valves to allow for a deeper clean. Run the jets on high for 10-15 minutes. Then drain the water from the tub.



Refill with warm water and run on high for another 10-15 minutes then drain.



Now, sprinkle in baking soda and let it sit for 5-10 minutes before scrubbing carefully with a soft cloth. Don't forget to scrub the faucet and drain!