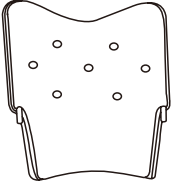
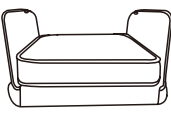
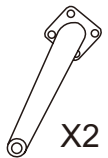







ASSEMBLY INSTRUCTIONS

 <p>A</p>	 <p>B</p>	 <p>X2 back leg with adjustable screws C</p>	 <p>X2 front leg with adjustable screws D</p>	 <p>X2 M6X50mm E</p>	 <p>X2 F</p>	 <p>X16 M6X18mm G</p>	 <p>M6 H</p>
---	--	---	--	---	---	--	---

