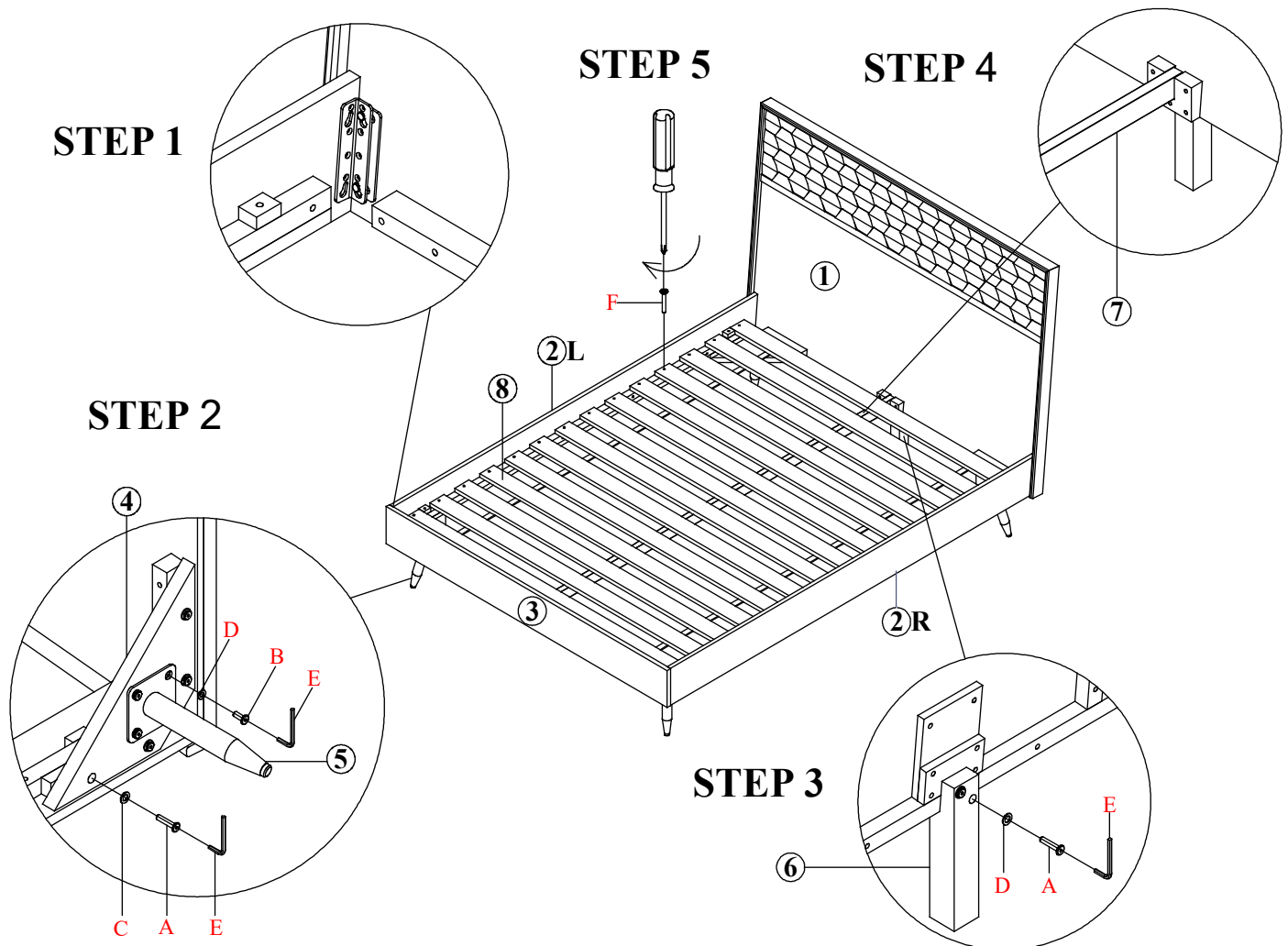


BED

ASSEMBLY INSTRUCTION







CAUTION: PLEASE READ ALL INTRUCTIONS BEFORE STARTING THE ASSEMBLY OF THIS PRODUCT. THESE PIECES ARE HEAVY. IN ORDER PREVENT PERSONAL INJURY AND ENSURE THAT THIS PRODUCT IS NOT DAMAGED DURING THE ATTENTION: ASSEMBLY PROCESS, IT IS STRONGLY RECOMMENDED THAT YOU ENLIST THE ASSISTANCE OF ONE OR MORE PEOPLE.



LIST OF PARTS AND HARDWARE

No	Description	Q'ty
1	Headboard panel	1
2	Side Rail	2
3	Footboard panel	1
4	Wooden Buckets	4
5	Legs	4
6	Support legs	1
7	Middle Rail	1
8	Slat	14

LIST OF PARTS AND HARDWARE

No	Description	Q'ty
A	 Bolt M6x40mm	18
B	 Bolt M6x20mm	16
C	 Washer Ø10x25mm	16
D	 Washer Ø8x18mm	18
E	 Allen Key 4mm	1
F	 Screw M4x30mm	28