




# ASSEMBLY INSTRUCTION FOR ACME FURNITURE

## MODEL#LV04660

Thank you for purchasing the quality product. Be sure to check all packing material carefully for small parts which may have come loose inside the carton during shipment. Separate, Identify and count all parts and metal hardware. Compare with all parts listed to be sure all parts are present. If any part(s) are missing or damaged, please contact your local furniture dealer. For efficient and speedy service, please indicate the model number and code letter of part(s) needed.

\*\*\*Do not fully tighten screws until fully assembled\*\*\*

COMPONENT PARTS			
DESCRIPTION	PART NAME		Q'TY (PCS)
1		LAF Power Slide Sofa Bed	1
2		RAF Power Slide Sofa Bed	1
3		Pillow	2

## HARDWARE REQUIRED

A

4 PCS



B

2 PCS



C

8 PCS



D

4 PCS



E

8 PCS



# HARDWARE REQUIRED

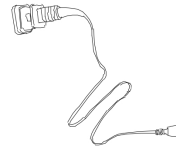
F

1 PCS



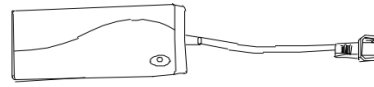
G

1 PCS



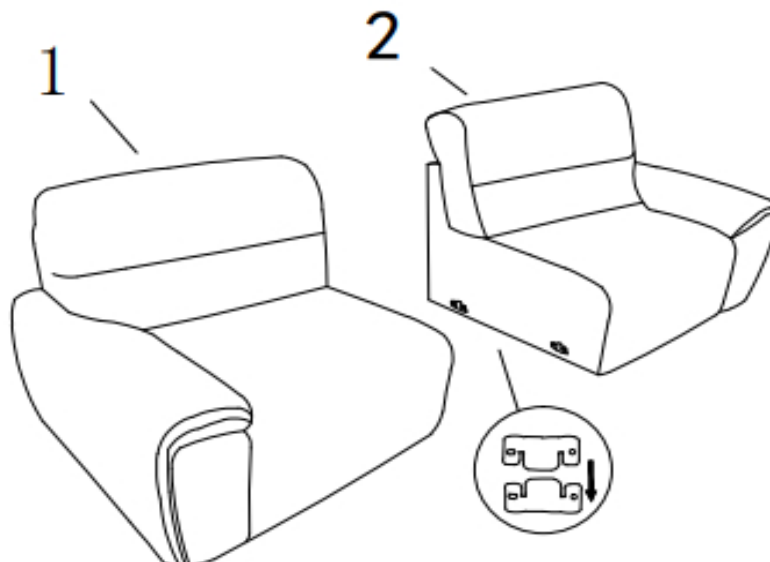
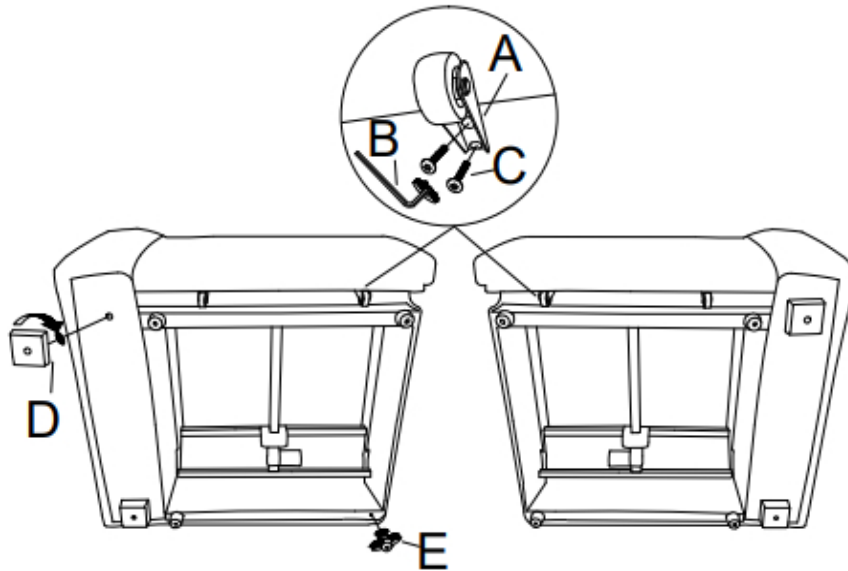
I

1 PCS



J

1 PCS



# How to assemble:

## STEP 1

