

Quilted Fabric Hammock & Pillow

Do not exceed weight capacity of 500 lbs.


Congratulations on purchasing this quilted fabric hammock & pillow. We hope it provides hours of relaxation.

INSTRUCTIONS FOR USE OF YOUR QUILTED POLYESTER FABRIC HAMMOCK & PILLOW

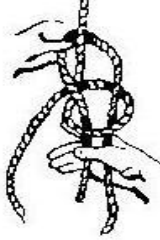
Installation and Usage:

Your hammock is ready for use. It may be hung between two secure upright posts or trees, or may be used with a hammock stand. Two trees or posts must be at least 15 feet apart. We recommend a bowline knot (see illustration) when tying down ends along with heavy, durable rope or cord.

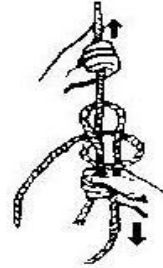
Step 1



Step 2



Step 3



BOWLINE KNOT

We recommend (to avoid the occurrence of mildew and to prolong the life of your hammock) that your hammock be kept in a dry environment. If possible, do not leave your hammock outdoors overnight. If you leave your hammock out in the rain, allow to completely sun dry. Protect from tree sap.

NATURAL DEFECTS OF WEATHERING FROM SUN AND RAIN EXPOSURE:

All hammocks deteriorate over time with exposure to the elements. As a result, they should be regularly inspected and replaced periodically to ensure safety.

Fabric: Colors fade. Strength will be lost.

Wood: Wood spreader bars on hammock will become bleached and may turn gray. Varnishing finish may wear off surface.

Hanging Hardware: There is a chance for excessive rust when heavily exposed to rain, moisture or water.

Maintaining Your Hammock:

Proper care and cleaning of your hammock will help preserve and maintain its natural beauty as well as ensure years of use.

- Mild soap and water will remove most dirt and is not harmful to the polyester fibers.
- For stains: Spot clean and rinse thoroughly.

Precautionary Measures:

- Check for loose or untied ropes.
- Fraying at possible wear points:
 - Where the ropes pass through the wooden spreader
 - Around the metal ring at each end of the hammock
 - Where the ropes intersect in the body/hammock bed.
- Weak and fraying ropes: Check ropes by pulling on them. If ropes are weak, the hammock may be unsafe for further use.
- Cracks or weak areas in the wood.
- Keep hammock out of direct sunlight and rain whenever possible.

These precautionary measures are especially important before hanging your hammock each season and before storing it away.

Warnings:

Maximum weight capacity is 500 lbs. NEVER exceed weight capacity.

Children should not use the hammock without adult supervision.

Always inspect the hammock and ties carefully before each use.

Examine the entire hammock for wear to avoid accidents.

Hammocks are designed for leisure and relaxation. It should not be used as a toy or a swing. Do not stand in the hammock at any time.

Your hammock is made of the highest quality polyester fabric. Your hammock's worst enemies are rain, sun and heat. To prolong the life of your hammock, store it in a safe dry place when not in use. You may also choose to purchase a hammock storage bag, cleaner and protective shield to prolong the life of your hammock.